

### Discussion point

Study the infographic and answer the questions.

- Which ways of saying “hello” / “goodbye” are OK to say to your friends?  
*... is OK to say to my friends.*
- Which ways of saying “hello” / “goodbye” are OK to say to your teacher?  
*... is OK to say to my teacher.*
- Say “hello” to your friends. Then say “hello” to your teacher.

#### How do you say



“hello”?

Hello.  
Hi.  
What’s up?  
Good morning.  
Good afternoon.  
Good evening.

#### How do you say

“goodbye”?



Goodbye.  
Bye.  
Bye-bye.  
See you later.  
See you around.  
Good night.



### VIDEO



### PINK BALLOONS

### Before you watch

Match the words with the definitions. Use a dictionary to help you.

- |                          |  |
|--------------------------|--|
| 1 <b>creativity</b> (n)  | a feel hope, feel good about the future      |
| 2 <b>happiness</b> (n)   | b the feeling of being happy                 |
| 3 <b>hopeful</b> (adj)   | c able to create, or make, something         |
| 4 <b>imagination</b> (n) | d imagine, think of smart and original ideas |





Baby penguins.

### While you watch

Read the questions. Watch the video and choose the correct answers.

- Where is the balloon project?  
a in the countryside    b in cities
- How many pink balloons are there in the project?  
a 1,000 (a thousand)    b 10,000 (ten thousand)
- What message do the balloons give?  
a hope and happiness    b health and creativity
- When do people see the balloons?  
a in the morning, before work and school  
b in the evening, after work and school

### After you watch

Discuss these questions with a partner.

- Do you like art? What type of art do you like?  
*Yes, I do. I like ... photography / painting / digital art.*
- Is the art project a good idea? Why / why not?  
*Yes, I like balloons, they make people happy.  
No, I think it is a bad idea because ...*
- Do you think it is important for art to have a message?  
*Yes, I do. / No, I don't.  
No, I don't think it is important because ...*

# Student interview

## A Vocabulary preview

1 Match the words with the definitions. Use a dictionary to help you.

- |                        |   |
|------------------------|---|
| 1 <b>fan</b> (n)       | a things you like                                   |
| 2 <b>free</b> (adj)    | b whole or complete                                 |
| 3 <b>full</b> (adj)    | c with no plans                                     |
| 4 <b>interests</b> (n) | d a person who likes something or someone very much |
| 5 <b>interview</b> (v) | e type  |
| 6 <b>kind</b> (n)      | f to go places                                      |
| 7 <b>repeat</b> (v)    | g to say again                                      |
| 8 <b>travel</b> (v)    | h to ask someone questions                          |

2 Complete the sentences with the correct word from Exercise 1.

- I have many interests, such as sports and movies.
- I'm not a \_\_\_\_\_ of old movies. They're not interesting to me.
- Trent wants to \_\_\_\_\_ to Brazil next year.
- What do you like to do in your \_\_\_\_\_ time?
- Please \_\_\_\_\_ your last name again.
- Rebecca wants to \_\_\_\_\_ me for a magazine.
- Her \_\_\_\_\_ name is Ana Garcia Lopez.
- What \_\_\_\_\_ of movies do you like?

3 Discuss these questions with a partner.

- What's your full name?  
*My full name is Shannon Elizabeth Wilson.*
- Which of these free-time activities is your favorite?

playing sports   reading books   watching movies   watching TV

*I like ...   My favorite is ...*

## B Before you listen

Work with a partner. Ask and answer the questions.

Do you speak English?   How old are you?   What are your interests?  
What do you study?   What's your name?   Where are you from?

*A: Do you speak English?*

*B: Yes, I speak a little bit of English.*

Preparing to listen



## C Global listening

When you first listen to something, ask yourself, “What is the speaker talking about?” Listen for the general idea, or topic. Don’t try to understand every word.

- 1 **1.1** Listen to *Student interview*. Choose what the interviewer wants to know about.
- a Matthew’s family      b Matthew’s interests      c Matthew’s classes
- 2 **1.1** Listen again. Choose the correct notes about the interview.

**a** *Matthew James Searby*

*21, American*

*Likes: soccer, books, TV*

**b** *Matthew James Searby*

*20, American*


*Likes: soccer, travel, movies*





Listening for more  
information

## D Close listening

 1.1 Listen to *Student interview* again. Choose the correct answers.

- Where is Matthew from?  
a the U.S.                      b Canada
- Matthew's favorite sport is \_\_\_\_\_.  
a soccer                      b baseball
- He likes to \_\_\_\_\_ in his free time.  
a run                      b read
- He does not \_\_\_\_\_ much.  
a read                      b travel
- He likes to watch \_\_\_\_\_.  
a TV                      b movies
- His favorite show is \_\_\_\_\_.  
a *Soccer 24/7*                      b *Travel 24/7*

## E Over to you

Discuss these questions in a group.

- Do you like sports?  
*I like / don't like sports.*
- What's your favorite TV show?  
*My favorite TV show is ...*
- Are you a fan of travel shows?  
*I am / I am not a fan of travel shows.*

# Pronunciation for listening

## Contractions of *be*

We often contract (make short) certain words in English, such as forms of *be* (*am, is, are*) after pronouns (*I, you, he, she, etc.*).

*I am* → *I'm*

*we are* → *we're*

*you are* → *you're*

*they are* → *they're*

*he is* → *he's*

*is not* → *isn't*


*she is* → *she's*

*are not* → *aren't*

*it is* → *it's*

*I'm Tom. Nice to meet you.*

*We're Sam and Wiktor. Nice to meet you, too!*

- 1  **1.2** Listen and write the correct contraction of *be* to complete the sentences.

1 I think \_\_\_\_\_ from Canada.

2 \_\_\_\_\_ my favorite sport.

3 \_\_\_\_\_ 35 years old.

4 \_\_\_\_\_ free in the afternoon.

5 It \_\_\_\_\_ time for class.

6 \_\_\_\_\_ not a fan of pop music.

7 \_\_\_\_\_ not students here.

8 They \_\_\_\_\_ in class now.

- 2  **1.3** Listen again to part of *Student interview*. Circle the words you hear.

**Jeff:** My first question is: what's your full name?

**Matthew:** <sup>1</sup> **It is / It's** Matthew James Searby.

**Jeff:** How old are you?

**Matthew:** <sup>2</sup> **I am / I'm** 21.

**Jeff:** Ok, and where are you from?

**Matthew:** <sup>3</sup> **I am / I'm** from Georgia, in the U.S.

**Jeff:** Oh, <sup>4</sup> **you are / you're** American?

**Matthew:** Yes, <sup>5</sup> **I am / I'm**. And <sup>6</sup> **I am / I'm** a big fan of soccer. <sup>7</sup> **It is / It's** my favorite sport.

- 3 Work with a partner. Practice the conversation from Exercise 2.



# Nice to meet you

## A Vocabulary preview

1 Match the words with the definitions. Use a dictionary to help you.

- |                          |  |
|--------------------------|--|
| 1 <b>brother</b> (n)     | a last                                 |
| 2 <b>by myself</b> (phr) | b alone; with no other                 |
| 3 <b>campus</b> (n)      | c area around a university             |
| 4 <b>final</b> (adj)     | d son of your parents                  |
| 5 <b>home town</b> (n)   | e town / city you live in as a child   |
| 6 <b>job</b> (n)         | f daughter of your parents             |
| 7 <b>sister</b> (n)      | g work you do to make money            |
| 8 <b>still</b> (adv)     | h used to say that something continues |

2 Complete the sentences with the correct word or phrase from Exercise 1.

- I have a \_\_\_\_\_. I work as a teacher.
- My \_\_\_\_\_ is 30 years old. His name is Mason.
- Our university \_\_\_\_\_ is large and green.
- I live in Dubai. I don't go to my \_\_\_\_\_ very often.
- I live \_\_\_\_\_. I don't live with my family.
- Here's a photo of my \_\_\_\_\_. Her name is Iris.
- Our \_\_\_\_\_ exam is next week. Then it's the summer break!
- Greg is not here now. He is \_\_\_\_\_ in class.

3 Discuss these questions with a partner.

- Do you live by yourself? Who do you live with?  
*I live / don't live by myself. I live with my family / a friend / a roommate.*
- Do you still live in your home town? If not, where do you live now?  
*I still live in ... My home town is ..., but I live in ... now.*

## B Before you listen


Work with a partner. What information do you normally give when you meet someone for the first time? What information don't you give them?

address age home town information about my family  
interests phone number


*I normally give them my ... I normally don't give them my ...*

### Preparing to listen


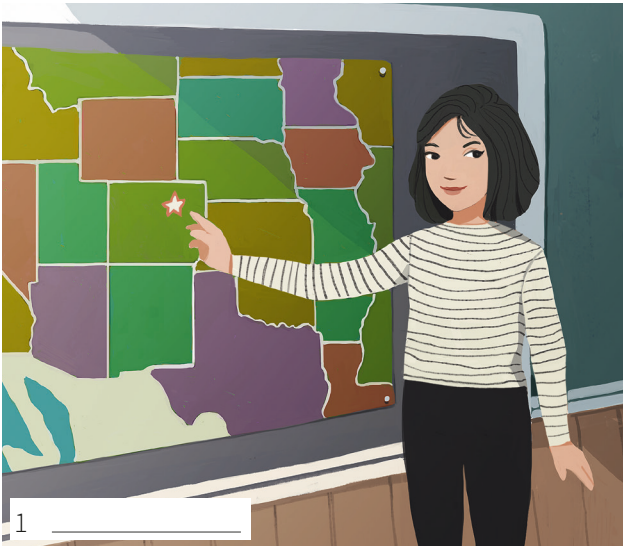
## C Global listening

1  1.4 Listen to *Nice to meet you*. Choose why the students are speaking.

- a to say hello to their class
- b to ask their teacher questions
- c to answer questions from other students

2  1.4 Listen again. Write the name of the student on the correct picture.


Cliff Eric Helen Robin






Listening for more  
information

## D Close listening

- 1  1.4 Listen to *Nice to meet you* again. Match the information in each column.

	First name	Last name	Age	Home town
1	Cliff	Davis	18	Oxford
2	Helen	Monroe	19	Sydney
3	Robin	Olson	20	Denver
4	Eric	Sanders	22	Toronto

- 2  1.4 Listen again. Choose the correct answers.

- Where does Cliff live?
  - in the city
  - on campus
- Where does Helen work?
  - at a school
  - in a restaurant
- What doesn't Robin have?
  - a lot of free time
  - a lot of friends
- Who is Marco?
  - Eric's brother
  - Eric's friend

## E Over to you

Discuss these questions in a group.

- Do you have a job?  
*I have / don't have a job. I'm a ...*
- Tell your group three things about yourself.  
*My name is ... I'm ... years old.*  
*I'm from ... I have ... brothers and sisters.*  
*I like ... I live in ...*



Student life is great for meeting new people. But sometimes students feel homesick, lonely, or stressed. This is normal. Here are some ideas to help you:

- leave your room—study at your university or college instead
- join clubs and societies, and do sports with other people
- get to know people one by one, not always in big groups
- ask people to go for a coffee, a walk, a meal, or to see a movie
- remember: maybe you'll meet your new best friends in your first few months, or maybe you'll meet them later. Don't worry about when it will happen.

© Stella Cottrell (2013)

**1** Check (✓) the good ways of getting to know new people.

- 1  Go to your university library to study.
- 2  Always study at home in your room.
- 3  Join a student club.
- 4  Go running by yourself.
- 5  Spend a lot of time with big groups of people.
- 6  Talk to people one by one.
- 7  Ask somebody to go for a coffee.
- 8  Go to see a movie alone.
- 9  Spend all your time with the friends you made in the first month.

**2** Work with a partner. Which things from Exercise 1 do you do? Which things do you want to do in the future?

**3** Discuss these questions with a partner.

- 1 Is it easy or difficult for you to meet new friends at your university or college?  
*It's easy / difficult to make new friends.*
- 2 Where are some good places at your university or college for meeting new people?
- 3 Why is it important to make new friends at university or college?



# Topic vocabulary

## Question words

Question word	Asking about	Example
<i>who</i>	person	<i>Who is your best friend?</i>
<i>what</i>	thing	<i>What is your name?</i>
<i>when</i>	time	<i>When is your class?</i>
<i>where</i>	place	<i>Where are you from?</i>
<i>how</i>	health and feelings	<i>How are you today?</i>
<i>why</i>	reason	<i>Why is she here?</i>
<i>which</i>	choice	<i>Which movie do you prefer?</i>
<i>how old</i>	age	<i>How old is he?</i>
<i>what kind of</i>	description	<i>What kind of books do you like?</i>

### 1 Match the questions with answers.

- |                                |                     |
|--------------------------------|---------------------|
| 1 What is your favorite color? | a 48 and 51.        |
| 2 Why are you here?            | b France.           |
| 3 Which bag is John's?         | c Red.              |
| 4 When is your next class?     | d At 2:30.          |
| 5 Where is Martin from?        | e The black one.    |
| 6 How old are your parents?    | f To learn English. |

### 2 Write the words in order to make questions.

- you / are / today / How ?  
*How are you today?*
- from / Where / teacher / the / is ?  
\_\_\_\_\_
- food / your / is / favorite / What ?  
\_\_\_\_\_
- Who / favorite / is / soccer player / your ?  
\_\_\_\_\_
- like / movies / you / do / What kind of ?  
\_\_\_\_\_
- name / What / your / full / is ?  
\_\_\_\_\_

### 3 Work in a group. Ask and answer questions from Exercise 2.

- A: *Where is the teacher from?*  
B: *He's / She's from ...*

## Vocabulary builder

1 Who says these things in the classroom? Mark them T (Teacher) or S (Student). Then compare your answers with a partner.

- 1 Listen to the audio again. \_\_\_
- 2 What page are we on? \_\_\_
- 3 Please form a discussion group. \_\_\_
- 4 Which chapters do we read? \_\_\_
- 5 Open your books to page 6. \_\_\_
- 6 How do I pronounce this word? \_\_\_
- 7 When is the homework due? \_\_\_
- 8 Work with the student next to you. \_\_\_

*A teacher / student says number ...*

2 Cover Exercise 1. Match to make sentences. Then check your answers.

- |                   |                            |
|-------------------|----------------------------|
| 1 Listen to       | a to page 6.               |
| 2 Please form     | b the audio again.         |
| 3 Open your books | c a discussion group.      |
| 4 Work with       | d the student next to you. |

3 Complete the conversations with questions from Exercise 1.

- 1 **A:** \_\_\_\_\_?  
**B:** 11.
- 2 **A:** \_\_\_\_\_?  
**B:** One and two.
- 3 **A:** \_\_\_\_\_?  
**B:** Campus, /kæm pəs/.
- 4 **A:** \_\_\_\_\_?  
**B:** Next Friday.

4 Work with a partner. Ask and answer the questions from Exercise 3.



## Speaking model

You are going to learn how to use the simple present tense of *be*, how to pronounce plural endings, and how to ask for repetition. You are then going to use these skills to interview a classmate.

### A Analyze

- 1 An interviewer is asking some questions to complete a form. Number the things the interviewer asks about in order 1–5.

\_\_\_ age \_\_\_ interests \_\_\_ job 1 name \_\_\_ where from

- A:** What's your name?  
**B:** My name's Paul Reynolds.  
**A:** Where are you from?  
**B:** I'm from Dublin, Ireland.  
**A:** Do you have a job?  
**B:** No.  
**A:** And how old are you?  
**B:** I'm 20.  
**A:** What are your interests?  
**B:** Interests? Well, I like movies.  
**A:** What kind of movies do you like?  
**B:** I like superhero movies.  
**A:** Really? Who's your favorite superhero?  
**B:** Spider-Man.  
**A:** Can you say that again?  
**B:** Spider-Man.  
**A:** OK ... and what sports do you like?  
**B:** I like basketball.

**First name:** <sup>1</sup> \_\_\_\_\_

**Last name:** <sup>2</sup> \_\_\_\_\_

**Age:** <sup>3</sup> \_\_\_\_\_

**Job:** <sup>4</sup> \_\_\_\_\_

**Where from**

**City:** <sup>5</sup> \_\_\_\_\_

**Country:** <sup>6</sup> \_\_\_\_\_

**Interests:** <sup>7</sup> \_\_\_\_\_

- 2 Underline all the *Wh*- question words in the interview.  
 3 Complete the form with the information from the interview.

### B Discuss

Discuss these questions with a partner.

- 1 What does the interviewer ask Paul to repeat?  
*He asks Paul to repeat ...*  
 2 What's another good question to ask Paul?  
*Another good question is ...*

## Simple present tense of *be*

The simple present of *be* has three forms.

Form	Example
<b>Statements</b> subject + <i>am / is / are</i>	<i>I'm (not) a big soccer fan.</i> <i>It's (not) a small city.</i> <i>They're (not) in Toronto.</i>
<b>Yes / No questions</b> <i>Am / Is / Are</i> + subject	<i>Is soccer your favorite sport?</i> (Yes, <i>it is.</i> / No, <i>it isn't.</i> ) <i>Are you British?</i> (Yes, <i>I am.</i> / No, <i>I'm not.</i> )
<b>Wh- questions</b> <i>Wh- + am / is / are</i>	<i>Who's your favorite superhero?</i> ( <i>Spider-Man.</i> ) <i>What are your interests?</i> ( <i>Sports and movies.</i> )

**1** Complete these *Yes / No* questions with *Am, Is, or Are*.

- 1 \_\_\_\_\_ we in Spanish class?
- 2 \_\_\_\_\_ I your best friend?
- 3 \_\_\_\_\_ your name David?
- 4 \_\_\_\_\_ our teacher American?
- 5 \_\_\_\_\_ you from Egypt?

**2** Work with a partner. Ask and answer the questions from Exercise 1.

*A: Are we in Spanish class?*

*B: No, we're not.*

**3** There is a mistake in each question. Write the correct questions.

- 1 Where be you from? \_\_\_\_\_?
- 2 What be our teacher's full name? \_\_\_\_\_?
- 3 How old be your parents? \_\_\_\_\_?
- 4 Who are your best friend? \_\_\_\_\_?
- 5 How be you today? \_\_\_\_\_?

**4** Work with a partner. Ask and answer the questions from Exercise 3.

*A: Where ... you from?*

*B: I ... from ...*

## Speaking skill

Repetition means saying something again. To ask someone to repeat something, you can say:

*Can you repeat that?*

*Can you say that again?*

*Can you say that one more time, please?*

### GLOSSARY

**capital letter (n)** the large form of a letter, for example *A* or *B*, that you use at the beginning of a sentence or name

**1** Write the words in order to make questions. Add a capital letter to the first word.

- 1 that / repeat / can / you ? \_\_\_\_\_
- 2 you / again / that / say / can ? \_\_\_\_\_
- 3 time / can / more / say / you / one / that ? \_\_\_\_\_

**2** Work with a partner. Ask and answer the questions. Ask for repetition after each answer.

- 1 What is your home town?
- 2 Where is the teacher from?
- 3 What's your full name?
- 4 What are your parents' names?
- 5 What's your favorite TV show?
- 6 Do you live on campus?

**A:** *What is your home town?*

**B:** *It's ...*

**A:** *Can you ...?*

**B:** *Sure. It's ...*






# Pronunciation for speaking

## Plural -s sounds


There are three plural -s ending sounds:

Sound	Examples
/s/ after the sounds /f/ /k/ /p/ /t/	students groups topics
/z/ after the sounds /b/ /d/ /g/ /l/ /m/ /n/ /r/ /v/	friends towns answers
/ɪz/ after the letters ge, s, sh, ss, x, z or ce, ch, se	classes ages watches

- 1  **1.5** Listen to the words in the box and complete the table.

addresses campuses desks jobs names notes  
pages parents places questions tests words

/s/	/z/	/ɪz/

- 2  **1.6** Underline the plural endings. Mark them /s/, /z/, or /ɪz/. Then listen and check your answers.

**A:** What are your interests?

**B:** I read a lot on weekends.

**A:** I have three boxes of old books. Do you want them?

**B:** Sure. Thank you!

**A:** I only read magazines.

**B:** Really? What kind?

**A:** I like to read magazines about sports, movies, and video games.

- 3 Work with a partner. Practice the conversation from Exercise 2.

# Speaking task

Interview a classmate.

## Brainstorm

You are going to interview a classmate to find out more about them. Circle the things you want to learn about. Then add two more ideas.

name?	... like sports?	favorite sport?
age?	... like movies?	favorite movie?
brothers and sisters?	... like books?	favorite book?
have a job?	... like video games?	favorite video game?
home town?	... like music?	favorite singer / group?
other information?	_____	_____

## Plan

Look at your brainstorm and write four questions to ask. Pay attention to the form of *be* and the spelling of plurals.

- 1 *What's your name?* \_\_\_\_\_
- 2 \_\_\_\_\_ ?
- 3 \_\_\_\_\_ ?
- 4 \_\_\_\_\_ ?
- 5 \_\_\_\_\_ ?

## Speak

Interview each other. Ask for repetition as needed.

## Share

Work in a group. Share three things you learned from the interview.

*His / Her name is ...      He / She likes ...      His / Her favorite ...*

## Reflect

Think about the interview. How do you feel about your questions and answers?

Check (✓) one box for each.

My questions

- Great
- OK
- Need work

My answers

- Great
- OK
- Need work

# Review

## Wordlist

### Vocabulary preview

brother (n) ***	full (adj) ***	repeat (v) ***
by myself (phrase)	home town (n)	sister (n) ***
campus (n) *	interests (n) ***	still (adv) ***
fan (n) **	interview (v) **	travel (v) ***
final (adj) ***	job (n) ***	
free (adj) ***	kind (n) ***	

### Topic vocabulary

how (adv) ***	what kind of (phrase)	which (pronoun) ***
how old (phrase)	when (adv) ***	who (pronoun) ***
what (pronoun) ***	where (adv) ***	why (adv) ***

### Vocabulary builder

audio (n)	form (v) ***	open (v) ***
book (n) ***	group (n) ***	page (n) ***
chapter (n) ***	homework (n) *	pronounce (v) **
discussion (n) ***	listen (v) ***	read (v) ***
due (adj) ***	next (adj) ***	student (n) ***

## Vocabulary builder review

Complete the sentences using the words in the box.

chapter   discussion   homework   listen   pronounce

- 1 The next \_\_\_\_\_ starts on page 12.
- 2 I understand this word, but I don't know how to \_\_\_\_\_ it.
- 3 Our teacher gives us a lot of \_\_\_\_\_.
- 4 We have a class \_\_\_\_\_ every Tuesday.
- 5 I like to \_\_\_\_\_ to the audio at the same time as I read.

## Unit review

- Listening  I can listen for the main idea.
- Study skill  I can get to know people.
- Vocabulary  I can use question words.
- Grammar  I can use the simple present tense of *be*.
- Speaking  I can interview a partner.