

Sun and snow



Lesson 1 Vocabulary

1 2.1-2.2 Listen and say. Then listen and number.



cloud



rain



snow



sun



wind



beach



mountain



sea

2 Look at the picture. Find the words in Activity 1. Write them in your notebook.

Weather

clouds

Natural features

beach

3 2.3 Sing and act out. **Be a star!**

We like the rain

Drip, drip, drip, it's the rain.

We like the rain

Again and again,

Drip, drip, drip!

I like snow,

The cold mountain snow.

And the wind that I hear

blow, blow, blow!

But ...

I like the sun,

The hot, hot sun.

And the beach that's so much

fun, fun, fun!

But ...

I like the sea,

The icy cold sea.

And the clouds that look so

fluff, fluff, fluffy!

But ...

1 Listen and read. Which countries can you see?

1 I'm watching videos. I'm not working.

2 They're on the beach, but **it's raining**.

3 It's hot and sunny. They're wearing big hats.

4 Canada, Great Britain, Australia! **We're going** around the world!

He's in Canada. **He's climbing** a mountain. **He isn't wearing** a jacket!

They're playing, but they aren't **swimming!** They're in Great Britain!

They're watching the kangaroos. It's Australia!

We're having fun today!

2 2.4 Listen again. Match the sentences to the country.

- 1 They're playing.
- 2 They're wearing big hats.
- 3 He's climbing a mountain.
- 4 They're watching kangaroos.

Australia

Canada

Great Britain

3 Work in pairs. Act out the story. **Be a star!**

1 Look and read.

Graphic

Grammar

Present continuous + and -

I'm watching videos .

I'm not working .

He's climbing .

He isn't wearing a jacket .

They're playing .

They aren't swimming .

Look!

swim – swimming run – running have – having

2 Write sentences with the verbs. Use the correct form.

1 It isn't raining (rain).
_____ (snow).

2 She _____ (climb).
_____ (run).

3 He _____ (wear) a jacket.
_____ (wear) a T-shirt.

4 They _____ (swim).
_____ (play) tennis.



3 Play a game.

Act out and guess. **Be a star!**



She's swimming!
She isn't running.



She isn't swimming.
She's climbing!

1 Look at the text and tick (✓).

It's ... a poem. a play. a story.

2  Read again and write the names of the characters.

- 1 Who wants to skate? Stella, Steve 4 Who sees a snowman? _____
- 2 Who hasn't got gloves? _____ 5 Who is the snowman? _____
- 3 Who plays in the snow? _____, _____

Lost in the snow

Stella: Dad, can we skate today?

Dad: I don't know. It's cold and it's starting to snow!

Steve: But we're wearing warm jumpers and boots.

Stella: And we've got our coats.

Dad: OK then. Let's go! Oh, no! I haven't got my gloves. Can you wait for me next to this tree?

Stella: OK. Look, Steve, there's lots of snow! Let's play.

Steve: This is fun! Look! I'm swimming.

Stella: And I'm climbing a mountain.

Steve: Let's run!

Stella: Where are we now? Where's the tree?

Steve: I don't know. I can't see it.

Stella: Dad! Dad! Where are you?



Steve: It's really windy now!

Stella: This isn't fun. I'm scared.

Steve: Me, too.

Stella: Can you see that? There's something big and white over there.

Steve: Oh, yes. What is it?

Stella: It's a big snowman.

Steve: But it's walking. And now it's running! Help!

Dad: Stella! Steve!

Stella: Help! The snowman is talking! Run!

Steve: Wait a minute! Stop! Now it's smiling.

Dad: Stella! Steve! There you are.

Steve: Look! It's Dad! We're OK.



boots



coat



jumper



skate



Stella

3  **Read, think and circle the correct words.** **Be a star!** 

1 'I don't know. It's cold and it's snowing!'

Dad **thinks** / **doesn't think** the weather is bad.

2 'I'm swimming.' 'And I'm climbing a mountain.'


They **are** / **aren't** having fun.


3 'Now it's running. Help!'

Steve **is** / **isn't** scared.

4 'Stop! Now it's smiling.'

Steve **is** / **isn't** scared now.



 **Values**

Why is it important to check the weather?

4  **Act out the play.**

1  2.7 Listen and say. Complete.



2  2.8 Circle *sk*, *sm*, *sn* and *st*. Then listen and say the chant.

Look at the  sky. It's starting to snow.

The small snake smiles.

He says, 'Ho, ho!'

Then he lies on some skates and he starts to go.



3  2.9 Listen and write *sk*, *sm*, *sn* or *st*. Then read out loud. **Be a star!** 

We're having a great holiday. We ¹ *sk* ate in the ² ___ ow every day.
 Mum reads us a ³ ___ ory at night. You can see ⁴ ___ ars in the ⁵ ___ y.
 I've got a new friend. She's ⁶ ___ all and she's got a nice ⁷ ___ ile. Today
 she's wearing a green ⁸ ___ irt.

Learning about language

You can make a weather **noun** into an **adjective** by adding **y**.

Noun	Adjective
wind	windy
rain	rainy
sun	sunny

Can you make these nouns into adjectives?

snow _____
 cloud _____

1 Listen and say.



scarf



What **are** you **doing**?



I'm looking for my **brother**.

What's he **wearing**?

He's wearing a **blue scarf**.

Look! He's over there.

Where? What's he doing?

He's **skating**.

Oh, yes. I can see him.
I can see my friends, too.

Where? What are they doing?

They're **flying a kite**.

2 Work in pairs. Ask and answer.

Student A



Student B



Student A What are you doing?

Student B I'm looking for my **sister**.

3 Now it's your turn.

Ask and answer about people in your class. **Be a star!** ★

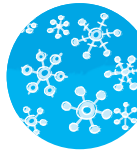
1 2.1 Look at the photos.
Listen and number in order.



2 2.11 Listen again and match the columns.

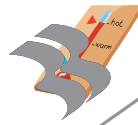
1 Oleg

India



2 Meera

Australia



3 Carl

Russia



3 Work in pairs. Talk about the children in Activity 2.

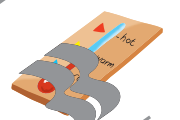

Carl is from Australia. It's warm and cloudy today. He's ...

4 2.12 Listen and repeat. Then choose, ask and answer.

Be a star!

What's the weather like today?

It's **sunny** and it's **hot**.



1 Read and follow.

Use an **exclamation mark (!)** to show strong feelings, like when you are very happy or scared:

This is fun! Oh, no! The snowman is running!

2 Complete the sentences with full stops or exclamation marks.



- 1 I'm Jack This is my sister, Annie
- 2 This is our boat
- 3 I'm scared
- 4 Oh, no It's cloudy



3 Write what each person is saying. Use correct punctuation. **Be a star!** ★



- Dad: Jack! Annie! We're here!
- Jack: Help!
- Dad: _____
- Mum: _____
- Annie: _____



1   Look at the photos. What do you think the children are doing?

We can do anything!

Home

Blog

Login

These children are playing at school. They're blind. They can't see but they can all read, write, use a computer and play basketball. How do they do these things? Leo tells us how.



1



Question: What's this girl doing, Leo?

Answer: She's reading. She uses **braille** to read. Braille letters are small **bumps**. She feels the bumps with her fingers.

Question: Can blind children use computers?

Answer: Yes, they can. The computers read information to you. They also listen to you. You talk to the computer and it writes the words.



2

Question: What's this boy doing?

Answer: He's listening to his phone. The phone is talking to him! There are special phones for blind people with braille or big **buttons**.



3

4



Question: Is it difficult to walk to the shops or to school?

Answer: Some children use a long **cane**. The cane helps them feel where things are in the street. Some children have got a dog. The dog is their eyes and ears. It listens to every sound in the street.

Question: What sports can blind people do?

Answer: They can play goalball. The ball goes *beep, beep, beep*. The child can hear it and knows where it is. Blind people can also play blind football. The ball has got a **bell** inside it so you can hear it.



5

Question: Do you play blind football, Leo?

Answer: Yes, I do! I'm blind. I'm writing this on my computer!



Reading time 2 Activities

1 Read the text again. Look at the the bold words. Match them to the photos.

- 1 braille 2 bumps 3 buttons 4 cane 5 bell



2 Read and write the letter. More than one answer is possible.

- | | |
|---|-------------------------|
| 1 It talks to you. <u> b, c </u> | a braille |
| 2 You can hear the ball. _____ | b computer |
| 3 You 'read' the bumps with your fingers. _____ | c phone |
| 4 It's got big buttons. _____ | d cane |
| 5 It listens to you and writes information. _____ | e dog |
| 6 It helps you walk in the street. _____ | f goalball |
| | g blind football |

3   Ask and answer with a friend.

Be a star! 

- Can blind children do these activities?
- Do you think they are easy or difficult?

swim skate
play tennis play in the garden
fly a kite watch a film



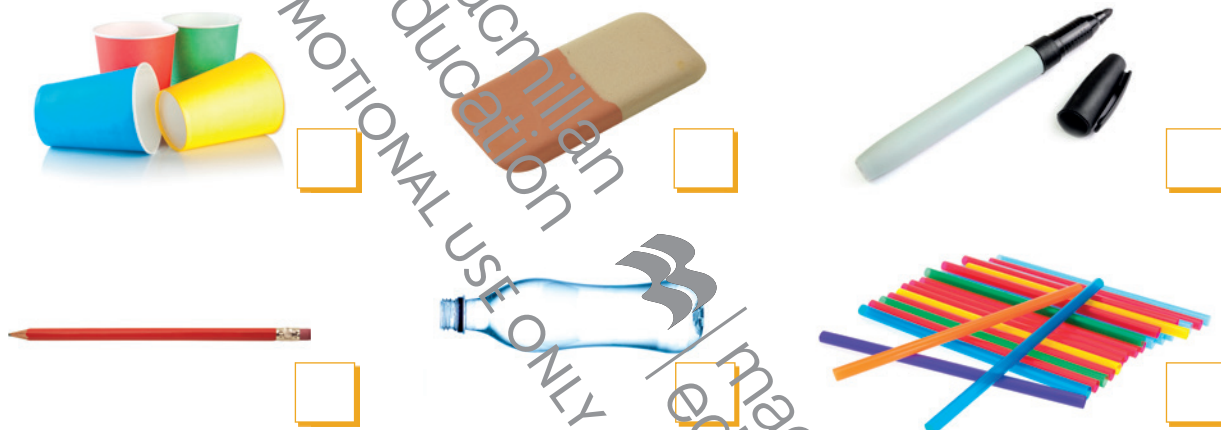
Think about it!

- 1 Look at the photo. What do you think this is? What do you use it for?
- 2 Read and check your ideas.

This is an anemometer. It tells us how fast the wind is. You can't see the wind, but an anemometer helps us to measure it.



- 3 What do you need to make an anemometer? Think and tick (✓).



- 4 Look at the photo in Activity 1 again. Number the photos in order.



- 5 Make an anemometer. Use it to measure the wind.