






Point and name the family members. Circle mommy with red and sister with yellow.

Key Language Review: brother, daddy, mommy, sister, red, yellow





Lesson 2



Connect the people to their shadows. Point and say: **Who's (she)? (She's) my (mommy).**
Key Language Review: brother, daddy, mommy, Who's (she)? (She's) my (mommy).

Storysong

Lesson 3








A train with a locomotive and four empty passenger cars. The locomotive is on the left, and the four passenger cars are on the right. The passenger cars are empty and have a green base. There are four green clouds above the passenger cars. Lines connect the four pictures above to the four passenger cars below.

Connect the pictures to the train to complete the story. Paste green paper balls on the circles.
Key Language Review: circle, green








Lesson 4



Point and say the shapes. Count the triangles. Paint the number green.


Key Language Review: circle, rectangle, square, triangle, green, 1-7

Lesson 5



Connect the people to the rooms. Point and say: *Where's my (daddy)? (He's) in the (kitchen).*



Key Language Review: daddy, mommy, sister, bathroom, bedroom, kitchen, Where's my (daddy)? (He's) in the (kitchen).



Make your own family tree. Point and say with a friend: *Who's (he)? (He's) my (daddy).*
Key Language Review: Who's (he)? (He's) my (daddy).

Action Song

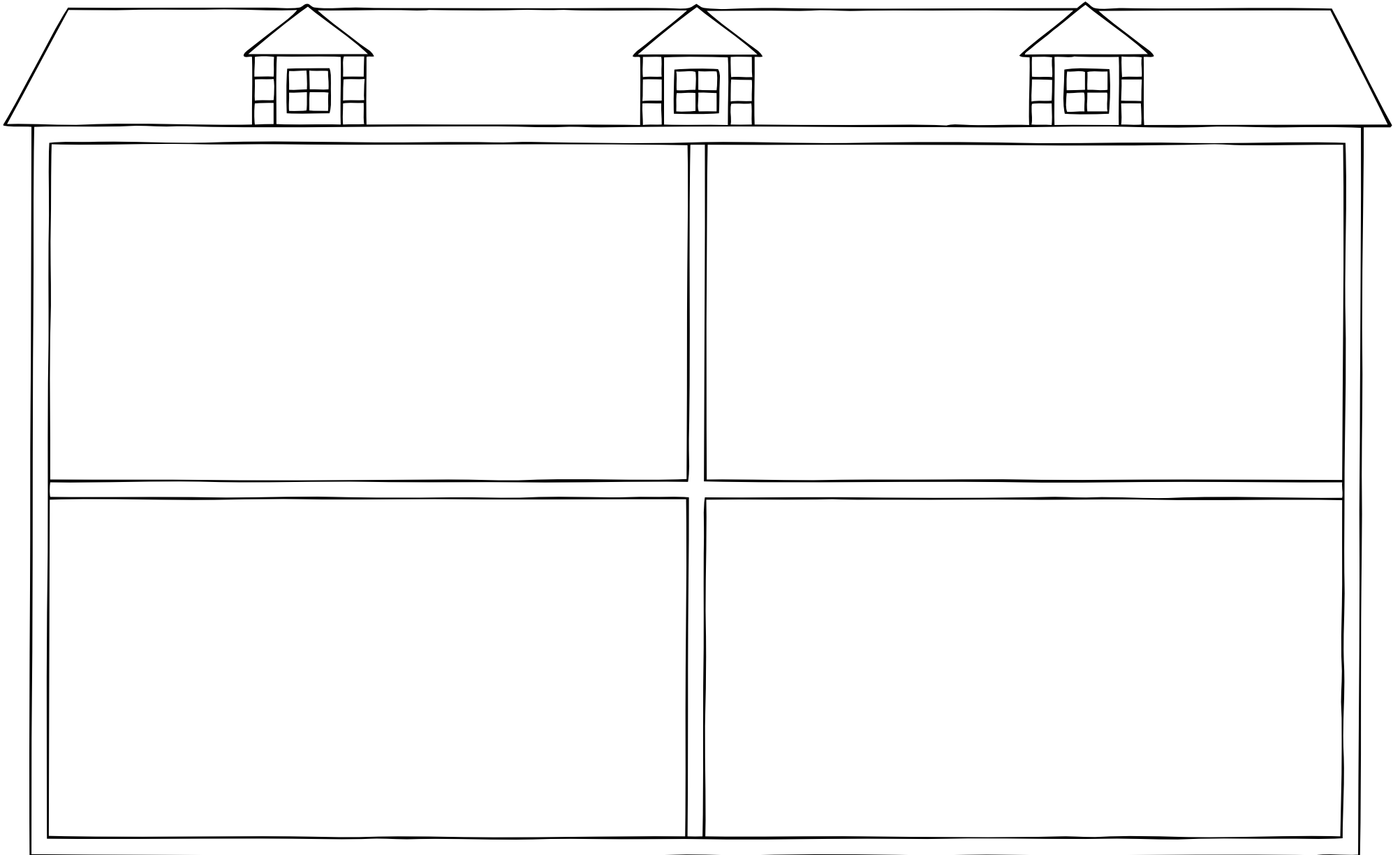
Lesson 7



Point and say the actions. Connect the action to the room.
Key Language Review: cook, play, sleep, bedroom, kitchen, living room



Lesson 8



Paste pictures to make rooms. Point and say the rooms.
Key Language Review: bathroom, bedroom, kitchen, living room



Complete the Unit 5 Family Time Activities with your parents.