

Photocopiable Resources

Macmillan Children's Readers Worksheets and Teacher's Notes

Contents

Fun at the Beach Worksheet 1

Fun at the Beach Worksheet 2

Fun at the Beach Worksheet 3

Fun at the Beach Worksheet 4

Worksheets Answer Key

Teacher's Notes

Book Activities Answer Key

Joanna Pascoe


Name: _____

Class: _____

Fun at the Beach Worksheet 1




Complete with *a, e, i, o* or *u*.




Look and write.

1




crab

2



3



PHOTOCOPIABLE

Name: _____

Class: _____

Fun at the Beach Worksheet 2




Read and colour.

Look at the grey whale swimming in the sea.


Look! I can see a yellow starfish.

Look at the pink dolphin swimming in the waves.


1



2




3



Write. Find the secret word.


1



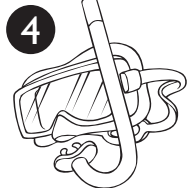
2




3




4




5



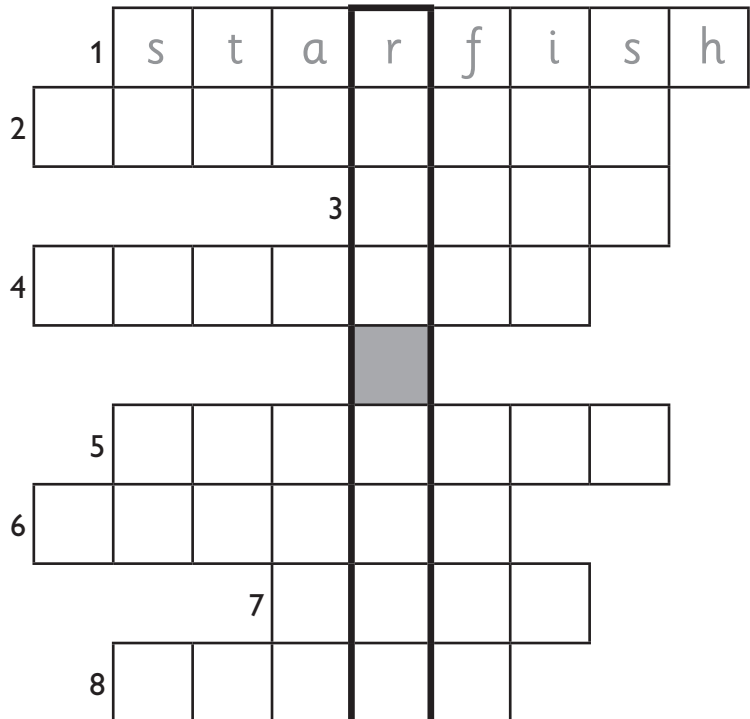
6



7



8



The secret word is _____ .

Name: _____

Class: _____

Fun at the Beach Worksheet 3

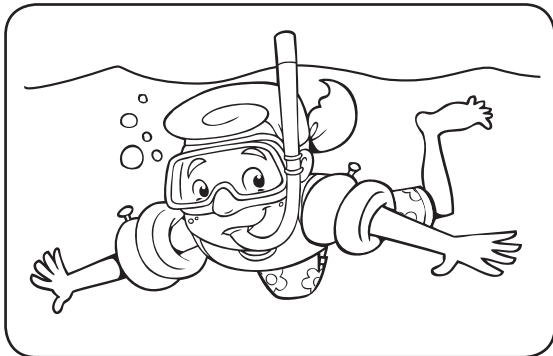


Read and match.

- 1 Can you snorkel? Yes, it is.
- 2 Do you like swimming? No, I can't.
- 3 Is the pilot whale a very big animal? Squawk!
- 4 What does a seagull say? Yes, I do.



Read and circle Yes or No.




- 1 She's snorkelling in the sea.

Yes No



- 2 He's catching a fish.

Yes No



- 3 The dolphin is swimming in the sea.

Yes No

PHOTOCOPIABLE





Name: _____

Class: _____

Fun at the Beach Worksheet 4



Write the word *in* or *on*. Write the number.



A boat is on the water.

1

A seahorse is _____ the rockpool.

A crab is _____ the sand.


A dolphin is _____ the sea.



Read and complete.

go ~~Who~~ Good We that a

1 Who can save the children?



_____ can save the children.

2 Let's _____ swimming.



_____ idea.

3 What is _____ ?



It's _____ fish.

Worksheets Answer Key

Fun at the Beach

Worksheet 1

Complete with *a, e, i, o* or *u*.

1 whale, 2 dolphin, 3 starfish, 4 shell

Look and write.

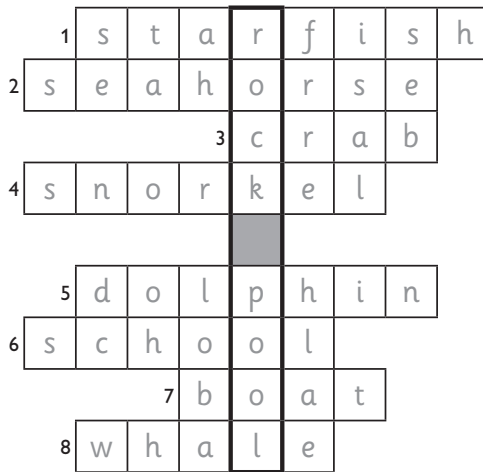
1 crab, 2 seagull, 3 wave

Worksheet 2

Read and Colour.

1 grey whale, 2 yellow starfish, 3 pink dolphin

Write. Find the secret word.



The secret word is: rock pool.

Worksheet 3

Read and match.

- 1 Can you snorkel? No, I can't.
- 2 Do you like swimming? Yes, I do.
- 3 Is the pilot whale a very big animal? Yes, it is.
- 4 What does a seagull say? Squawk!

Read and circle **Yes** or **No**.

1 Yes, 2 No, 3 Yes

Worksheet 4

Write the number. Write the word *in* or *on*.

1 on, 3 in, 4 on, 2 in

Read and complete.

1 Who, we 2 go, Good 3 that, a

Teacher's Notes (1 of 2)

Fun at the Beach

Subject links

Geography, Physical Education, Science, Social Science

Before reading: prior knowledge

Ask the children: *Do you go to the beach? Do you like going to the beach? Why? Why not? When do you go to the beach? What do you like doing at the beach? Has anything scary happened at the beach?*

The factual section

Using the photographs

Page 2: Ask the children: *What can you see in the photograph? Where is the closest beach to your school/house? Is it a nice beach?*

Page 3: *Can you swim?*

Pages 4–5: *Do you like making sandcastles? What would you like to do in this photo? Do you want to go fishing? Do you want to go on a boat that can go on the beach? Do you want to go snorkelling?*

Pages 6–8: *How many sea animals can you name?*

The story section

Title page

Ask the children to guess what the story might be about.

Ask: *Are the children OK? What sea animals can you see?*

Using the story

Ask the children to name the different sea animals on each page of the story.

Page 15: Ask the children: *What happened? What should Sam and Sara do?*

Pages 16–17: *Do you think the dolphins can help the children?*

Page 19: *Do you like fishing? Can you catch a fish?*

Have the children re-tell the story in a comic strip format with six boxes.

Using the rhyme

Role-play the rhyme. Ask the children to work in small groups and be the characters: Sam, Sara, whale, dolphins.

Extension: Ask the children to write a poem about their favourite beach as a class.

Brainstorm why it's a special beach. Find words that rhyme.

After reading

Project work

Find out how many people in the class can swim. What swimming strokes can they do? Where can children learn to swim?

Draw pictures of the beach or use photographs. Make an information brochure about the beach using the photographs or drawings. Add a map.

Make a collage poster of a rock pool and all the animals that live inside the pool.

Teacher's Notes (2 of 2)

Using the activities

The activities and worksheets focus on vocabulary, simple grammar and reading comprehension tasks. They may require students to re-read the text and revisit the Picture Dictionary.

Activity 1 (p21)

This checks the children's understanding of sea creature words used in the story and reading comprehension.

Activity 2 (p22)

This reinforces the use of *go* with the present participle (*verb + ing*).

Using the Picture Dictionary

Ask the children to learn the meaning and spelling of the words in the dictionary. Play hangman with the words to test the children's knowledge.

Book Activities Answer Key

Fun at the Beach

Activity 1 (p21)

1 c, 2 d, 3 a, 4 b

Activity 2 (p22)

1 go fishing, 2 go snorkeling, 3 go swimming