



Unit 4

Circus Fun!

Lesson 1



Color the key. Use the key to color the picture. Point and say the circus performer.
Key Language Review: acrobat, colors, 1-5

Lesson 2




Find and circle the circus performers. Point and say: *I can see (a) juggler.*
Key Language Review: acrobat, clown, juggler, ringmaster, I can see (a) juggler.


Storysong

Lesson 3

1





2



3








4







Draw your face and hair. Follow the pictures and say: *I'm painting 4 balloons.* Do the action to make the sentence true.
Key Language Review: balloons, painting, 1-4, I'm painting four balloons.


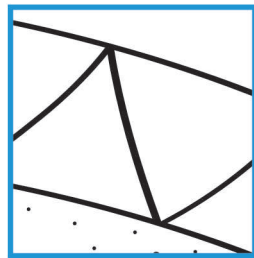


40 50 60




Point and say the circus performer. Count all the balls. Color the correct number.
Key Language Review: balls, juggler, 1-60



Follow your teacher's instructions to color the rabbits. Point and say: *The rabbit is (on) the hat.*
Key Language Review: hat, rabbit, The rabbit is (on) the hat.




Lesson 6



Point and say the shapes and the circus performers. Connect the objects in the shapes to the matching parts of the picture.
Key Language Review: clown, ringmaster, strongman, diamond, oval, square, star, triangle


Action Song

Lesson 7



Circle the correct action to complete the pattern. Point and say the actions. Do the actions.
Key Language Review: bow, tap, wave

Lesson 8



Draw a picture of yourself as your favorite circus performer. Point and say with a friend: *I'm (a) (dancer).* Complete the Unit 4 Family Time Activities with your parents.
Key Language Review: circus performers, I'm (a) (dancer).