

Unit 1

Articles, to be, where, prepositions of place

A Articles

1 01 Послушай и прочитай.

They're fat!




I know!



An apple for **the** crocodile and **a** fish for **the** lion.



An egg for **the** tiger and **a** carrot for **the** leopard.



a/an

Неопределённый артикль **a/an** означает «один», «любой» и употребляется с существительными в единственном числе, когда:

- мы называем предмет в первый раз: This is **a** lion.
- мы называем профессию: He is **a** zookeeper.

💡 Используй **a/an** после **this is**, **that is**, **it is** и **there is**: There is **an** apple.

🔍 Используй **an** перед словами, которые начинаются с гласного звука: **an** umbrella, **an** orange umbrella

the

Определённый артикль **the** употребляется с существительными в единственном или множественном числе, когда:

- мы говорим об уже известном предмете: This is a lion. **The** lion is angry.
- по ситуации ясно, о чём идёт речь: Open **the** windows, please!
- предмет – единственный в своём роде: **The** moon is beautiful.

Говорим правильно!

Артикль **the** произносится:

[ðə] перед словом, которое начинается с согласного звука;

[ði:] перед словом, которое начинается с гласного звука.

02 Послушай и повтори.

the door, the green umbrella


the umbrella, the orange door

2 Впиши слова в нужную колонку. 03 Послушай и повтори.

the armchair • the cake • the island • the kangaroo • the panda • the ice cream
the beautiful elephant • the old teacher • the tasty orange • the orange hat

[ðə]	[ði:]
the cake	the armchair


3 Соедини линиями. Обведи *a* или *an*, подчеркни *the*.



A carrot for



the boy.



An ice cream for



the monkey.



A banana for



the girl.



An umbrella for



the baby.



A teddy for



the snowman.

4 Напиши *a* или *an*.

1 an armchair

4 _____ tiger

7 _____ insect

2 _____ lion

5 _____ eye

8 _____ umbrella

3 _____ egg

6 _____ crocodile

9 _____ orange

5 Напиши *a* или *an*.

1 a door, _____ open door, _____ closed door

2 _____ book, _____ boring book, _____ interesting book

3 _____ house, _____ old house, _____ new house

4 _____ animal, _____ angry animal, _____ kind animal

6 Впиши *a*, *an* или *the*. Выучи одно из стихотворений наизусть!

A cat and _____ dog on the ground.

_____ dog is thin, _____ cat is round.



_____ snake and _____ frog at the zoo.

_____ snake is pink and _____ frog is blue.

_____ apple and _____ egg from my mum.

_____ egg is chocolate – yum, yum, yum!



7 Впиши *a*, *an* или *the*.



I love my grandma's old house. It's a small house, but it's nice. _____ living room is very bright. There's _____ orange rug on the floor. There's _____ blue sofa and _____ old armchair. There's _____ big bookcase. There are lots of books in _____ bookcase. Three walls in _____ living room are yellow and one wall is green. There's a photo on _____ green wall. It's _____ old photo. In the photo, there's _____ little girl. _____ girl is my grandma when she was three!

8 Опиши другу свою комнату, используя слова в рамке.

bed • sofa • table • window • rug • chair • armchair • bookcase • lamp

In my room there's a ...

1 🎧 04 Послушай и прочитай.



My dad's a farmer.
He's very busy. My
mum **isn't** a farmer.
She's a teacher.
Beth and Ann **aren't**
very old, but they're
very naughty...
And I'm a beautiful
princess!

No, you **aren't**!

to be (affirmative and negative)

Глагол **to be** означает «быть», «являться». Формы глагола **to be** – **am, are, is**. Чтобы построить отрицательное предложение с глаголом **to be**, мы ставим после его формы **am, are** или **is** частицу **not**.

+	-
I am ('m) tall.	I am not ('m not) tall.
You / We / They are ('re) tall.	You / We / They are not (aren't) tall.
He / She / It is ('s) tall.	He / She / It is not (isn't) tall.

С помощью глагола **to be** мы можем описывать внешность, характер, называть предмет, имя, возраст, профессию.

I'm a beautiful princess.

She's Beth.

They're naughty.

We're nine.

It's a house.

He's a singer.

Говорим правильно!

Обрати внимание на произношение сокращённых форм **'m, 're** и **'s**.

🎧 05 Послушай и повтори.

I'm nine.

We're from Russia.

It's a lion.


He's tall.

2 Впиши *am*, *are* или *is*. Затем измени предложения, следуя образцу.

06 Послушай и проверь себя.

- | | |
|-------------------------|------------------|
| 1 I <u>am</u> nine. | <u>I'm nine.</u> |
| 2 You _____ my friend. | _____ |
| 3 He _____ old. | _____ |
| 4 She _____ a teacher. | _____ |
| 5 We _____ from Russia. | _____ |
| 6 They _____ hungry. | _____ |
| 7 It _____ a hippo. | _____ |

3 Отметь (✓) правильный вариант.







- | | |
|---------------------------|--------------------------|
| 1 It's tall. <u>✓</u> | 4 It's grey. _____ |
| It isn't tall. _____ | It isn't grey. _____ |
| 2 They're sisters. _____ | 5 I'm not a boy. _____ |
| She's a sister. _____ | He isn't a girl. _____ |
| 3 He's very clever. _____ | 6 He's very happy. _____ |
| She's very clever. _____ | We're very happy. _____ |

4 Измени предложения, следуя образцу.

- | | | |
|-------------------------|-------------------------------|------------------------------|
| 1 I am from England. | <u>I am not from England.</u> | <u>I'm not from England.</u> |
| 2 My sister is naughty. | _____ | _____ |
| 3 His cat is fat. | _____ | _____ |
| 4 Li and Joe are young. | _____ | _____ |
| 5 They are clever. | _____ | _____ |
| 6 You and I are ten. | _____ | _____ |
| 7 My dad is a doctor. | _____ | _____ |
| 8 I am hungry. | _____ | _____ |
| 9 He is Jack Smith. | _____ | _____ |

5 Напиши, в чём ошибся художник.



- 1 A giraffe isn't short. It's tall.
- 2 A zebra _____ green and red. _____ black and white.
- 3 An elephant _____ thin. _____ fat.
- 4 A fish _____ loud. _____ quiet.
- 5 A tortoise _____ fast. _____ slow.

6 Обведи правильный вариант.



①/ **She** am Anna. I **am** / **is** eight years old and **she** / **I** am English. **I'm not** / **She isn't** tall, but **I'm** / **I'm not** strong.

John **are** / **is** my brother. **She** / **He** isn't tall and he **aren't** / **isn't** strong. He **am** / **is** three years old! John is a nice brother. **We're** / **They're** very happy.

Look at the picture of my dogs. Their names **is** / **are** Gibson and Twee. They **aren't** / **isn't** big yet. They're young and **we're** / **they're** very cute!

7 Напиши о себе. Используй *I'm* или *I'm not* и слова в рамке.

a girl • a boy • nine years old • English • Russian • tall • short • happy

I'm _____

1 07 Послушай и прочитай.



- Is he good?
- Yes, he is.



- Is he good?
- No, he isn't.



- Who's she?
- She's his daughter.



- What's that?
- It's a...

Yes/No-questions

Чтобы задать общий вопрос, мы ставим **am**, **are** или **is** в начало предложения. На общий вопрос мы обычно даём краткий ответ.

?	+	-
Am I tall?	Yes, I am .	No, I'm not .
Are you / we / they tall?	Yes, you / we / they are .	No, you / we / they aren't .
Is he / she / it tall?	Yes, he / she / it is .	No, he / she / it isn't .

to be (I) » с. 7

💡 В кратком ответе используй местоимение.
Is **Anna** tall? Yes, **she** is.
Are **Anna and Jack** tall? No, **they** aren't.

Wh-questions

Чтобы задать специальный вопрос, мы ставим вопросительное слово перед **am**, **are** или **is**. На специальный вопрос мы обычно даём полный ответ.

Who are you? I'm Ben.

What's your name? I'm Anna.

What is it? It's a book.

How old are you? I'm nine.

What colour is it? It's red.

Where are you from? I'm from Russia.

💡 В вопросе о профессии используй **what**.
What is your dad? He's a doctor.

2 Обведи правильный вариант.



1 Is he tall?
a Yes, he is.
 b No, he isn't.



2 Are they friends?
 a Yes, they are.
 b No, they aren't.



3 Is it fast?
 a Yes, it is.
 b No, it isn't.



4 Is he good?
 a Yes, he is.
 b No, he isn't.



5 What's this?
 a It's a piano.
 b He's a piano.



6 Who's that?
 a It's my sister.
 b He's my brother.



7 Who's that?
 a He's my friend.
 b She's my friend.



8 What's this?
 a He's a book.
 b It's a book.

3 Подбери ответы к вопросам. 🎧 08 Послушай и проверь себя.

- | | | |
|--------------------|---------------|---------------------|
| 1 Are you ready? | <u> d </u> | a No, they aren't. |
| 2 Is he your dad? | <u> </u> | b It's a pen. |
| 3 Are we nine? | <u> </u> | c Yes, she is. |
| 4 Who's he? | <u> </u> | d Yes, I am. |
| 5 Is that a hippo? | <u> </u> | e No, he isn't. |
| 6 Am I good, Mum? | <u> </u> | f He's our teacher. |
| 7 Are they ten? | <u> </u> | g Yes, it is. |
| 8 Is she a doctor? | <u> </u> | h No, we aren't. |
| 9 Are you a boy? | <u> </u> | i Yes, you are. |
| 10 What's that? | <u> </u> | j No, I'm not. |


4 Составь вопросы. Изучи картинку и напиши ответы.

- 1 John / strong Is John strong? Yes, he is.
- 2 Ann / old _____
- 3 Ann / tired _____
- 4 dogs / black _____
- 5 dogs / happy _____
- 6 cats / scared _____



5 Напиши вопросы и ответы о профессиях этих людей. Используй слова в рамке.

cook • doctor • ~~driver~~ • farmer • pilot • teacher



- 1 *What is he? He is a driver.* _____
- 2 _____
- 3 _____
- 4 _____
- 5 _____
- 6 _____

6 Составь вопросы.

- 1 eleven you are *Are you eleven?* _____
- 2 old are you how _____
- 3 name is your what _____
- 4 your who English teacher is _____
- 5 from are you where _____
- 6 you are English _____
- 7 dad your is what _____
- 8 you are a pupil _____
- 9 old is friend your how _____
- 10 is what phone colour your _____

7 А теперь задай эти вопросы другу.

Are you eleven? No, I'm not.

8 Вспомни ответы друга и расскажи о нём.

My friend Alex isn't eleven. He's nine.


D Prepositions of place, *where*

1 09 Послушай и прочитай.


Where's my mouse?



It's **under** the armchair.



It's **in front of** the sofa.



It's **between** the bookcase and the table.

Oh no!
It's **in** the garden!



Prepositions of place

Предлоги места указывают, где находится предмет.

on	на	in front of	перед	over	над	between	между
in	в	behind	за, сзади	under	под	next to	рядом, около

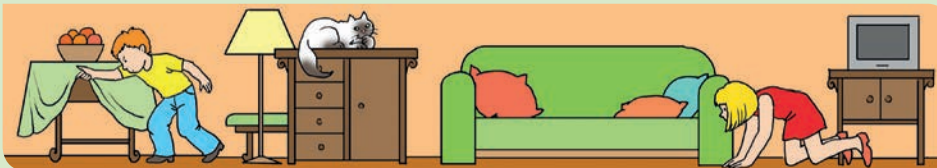
where

Вопрос о местонахождении предмета начинается со слова **where**.


Where are / is существительное ?



Where is = Where's



2 Прочитай предложения и подчеркни предлоги. Раскрась картинку.



There's a blue chair next to the bed.

There's a red chair in front of the desk.

There's a purple mug on the desk.

There's a brown book on the bed.

There's a red book under one chair.

There's a green box over the bed.

There's a yellow lamp on the desk.

There's an orange lamp over the bed.


There's a grey rug under one chair.

There's a pink pencil case in the desk.

There's a green pencil case on the desk.

3 Составь вопросы. Изучи картинки и напиши ответы.

🎧 10 Послушай и проверь себя.



1 photo / desk

Where's the photo? It's on the desk.

2 mouse / book

3 teddy / toy box

4 teacher / boy

5 apple / girl

6 cat / dogs

4 Обведи правильный вариант. 🗨️ Опиши картинку от имени Джона.



Here I am with my family. My brother is **in front of** / **next to** me. His name is John. He's 14, but he isn't very tall. My sister is **under** / **behind** me. Her name is Patty. Patty is 16, and she's tall. My brother and sister are great fun. My mum is **over** / **next to** Patty. Her name is Anna. She isn't very old and she's a great mum. My dad is **behind** / **next to** my mum. He isn't really tall. He's standing **on** / **in** a box! My dad is very funny!

5 🗨️ Угадай предмет, который загадал твой друг.

Is it in the box?

Yes, it is.

Is it in front of the kite?

No, it isn't.

Is it a car?

Yes, it is.



Готовимся к экзамену!

Найди лишнюю картинку. Объясни свой выбор.

💡 В задании четыре группы картинок. В каждой группе одна картинка лишняя. Найди эту картинку и объясни свой выбор. Учитель покажет, как выполнять задание, на примере первой группы картинок.

