

1

RELATIONSHIPS

My best friend is the one who brings out the best in me.

Henry Ford



Inupiat friends play in the first of the winter snow, Nome, Alaska.

OBJECTIVES

- find out about someone new
- talk about different types of people
- describe someone's personality
- greet people and give personal information, make introductions
- write information about yourself

Work with a partner. Discuss the questions.

- 1 Who's your best friend?
- 2 Look at the picture. Who was your best friend when you were a child?
- 3 What qualities do you look for in a friend?



LISTENING

A Complete the definitions with the words in the box.

conversation relationship successful tip topic

- 1 A private and informal talk between two people is a _____.
- 2 A useful suggestion is a _____.
- 3 When you achieve the result you want, you are _____.
- 4 A subject that you write or speak about is a _____.
- 5 When two or more people or things are connected in some way, they have a _____.

B SPEAK Work in groups. Discuss the questions.

- 1 What is happening in the photo at the top of the page?
- 2 Where do people often meet for the first time?
- 3 How do you usually start a conversation with someone you have just met?



C LISTEN FOR KEY WORDS Listen to an interview with psychologist Isabelle Ackerman.

1.1

- 1 What topic does she talk about?
- 2 What should you start a conversation with?
- 3 What are two safe topics of conversation to 'break the ice'?

Glossary

break the ice (phrase) to do or say something that makes people feel less shy or nervous in a social situation

politics (n) the activities of governments which control a country or area

psychology (n) the study of the mind and how it affects behaviour

religion (n) the belief in the existence of a god or gods

social life (n) the time you spend enjoying yourself with friends



D LISTEN FOR DETAIL Listen again and complete each tip with the correct verb.

1.1

ask discuss feel give know say

- 1 _____ something positive about the place or situation you are in, and then ask a question.
- 2 _____ about other people.
- 3 Don't be negative about other people because you don't know who they _____.
- 4 Ask lots of questions and _____ lots of answers.
- 5 When you _____ more relaxed, ask some personal questions.
- 6 Don't _____ topics like religion or politics with someone you don't know.

E SPEAK Work in groups. Discuss the questions.

- 1 What did you think of the tips in the podcast?
- 2 What other topics are easy to talk about with new people?

GRAMMAR

Question forms



A WORK IT OUT Complete the questions with the words in the box. Listen again and check your answers.

1.2

are did (x2) do (x2) have is (x2) were

- 1 What do you say to a stranger at a party or a new colleague at the office?
- 2 _____ it OK to talk about some topics, but not others?
- 3 _____ you ever met someone new and had no idea what to talk about?
- 4 _____ you having fun?
- 5 What _____ your favourite band?
- 6 _____ you enjoy the ceremony?
- 7 _____ you at school together?
- 8 Where _____ you study?
- 9 _____ you have children?

- B** Look at the questions in Exercise A. What tense are they? Write *present simple*, *past simple*, *present continuous* or *present perfect* next to each one.
- C** Choose the correct words to complete the rules. Use Exercise B to help you.

Question forms

- We use the auxiliary verb (*do, does, did*) **before** / **after** the subject.
- We use *be* (*am, is, are, was, were*) **before** / **after** the subject.
- We use present perfect *have* **before** / **after** the subject.

D Go to the **Grammar Hub** on **page 122**.

E Rewrite the questions with the verb in brackets in the correct place.

- why you studying English? (*are*)

- you have any brothers or sisters? (*do*)

- you ever met a famous person? (*have*)

- you do anything nice last weekend? (*did*)

- you like tea or coffee? (*do*)

- you a late-night or early-morning person? (*are*)

- who your funniest friend? (*is*)

- who the first person you talked to this morning? (*was*)

- you ever been to a wedding? (*have*)

- what the last good film you saw? (*was*)

F SPEAK Work in pairs. Ask and answer the questions in Exercise E.

VOCABULARY

People

A Go to the **Vocabulary Hub** on **page 146**.

B SPEAK Work in pairs. Answer the questions.

- How many relatives do you have? How often do you see them all?
- How many of your colleagues or other students in your class are also your friends?
- Do you find it easy to talk to strangers? Why/Why not?

PRONUNCIATION

The alphabet



A Listen and repeat.

1.3

abcdefghijklmnopqrstuvwxyz

ABCDEFGHIJKLMNOPQRSTUVWXYZ



1.3

B Work in pairs. Write the letters of the alphabet in the correct place. Listen and check.

/e/	/u:/	/ɑ:/	/i:/	/aɪ/	/əʊ/	/eɪ/
f	u	r	e	i	o	a

C SPEAK Work in pairs. Look again at Vocabulary Exercise A on **page 146**. Take turns to spell the words.

SPEAKING

A Find out some information about your classmates. Write six questions using the ideas below to help you. Then write two more questions using your own ideas.

- ice breakers
Hi, my name's _____ . It's nice to meet you. So, ...
- personal questions
- family and friends
Do you come from a large family?
- interests and hobbies
- childhood and school
- work and study
- favourite things/places
- last weekend/holiday
Where did you go for your last holiday?

B Work in pairs. Work with someone you do not know well and follow the instructions.

- Stand up and meet the other people in the class. Take turns asking and answering the questions you wrote in Exercise A.
- When you have broken the ice, sit down with your partner and tell him/her about the people you met. Was it easy to break the ice or do you need some more help?

Find out about someone new

V types of people

P using a dictionary

G frequency words and phrases

READING

A Work in groups. Discuss the questions.

- Which websites do you visit most often and why?
- Which blogs, vlogs (video blogs) or video channels do you know or follow?
- What kind of topics do you enjoy reading about online?

B READ FOR MAIN IDEA Read *Three of the best* quickly. Which blog sounds most interesting to you and why?

C READ FOR DETAIL Read again. Complete each sentence with the name of a blogger, Emma, Maria or Mihaela.

- _____ is interested in visiting people around the world.
- _____ has children.
- _____ writes about a variety of subjects.
- _____ has a high number of readers.
- _____ is interested in trying new things.
- _____ wants people to understand that everyone is beautiful.

D SPEAK Work in pairs. Discuss the questions.

- Is running a blog a difficult job?
- Why do these people spend so much time on their blogging activities?
- What topic would you blog about?

VOCABULARY

Types of people

A Work in pairs. Make a list of different types of people. You have one minute.

father of two, music fan, ...

B Go to the **Vocabulary Hub** on page 146.

C SPEAK Work in pairs. Write down the names of three people you know and describe them to your partner. Say what type of person each one is. Ask questions about the people your partner describes.

PRONUNCIATION

Using a dictionary

Macmillan English Dictionary


www.macmillandictionary.com

The *Macmillan English Dictionary* gives clear, simple explanations and real life examples showing you how and when the word is used.

A Look at this entry from the *Macmillan English Dictionary*. Match the definitions (1–5) with the labels (a–e).

- | | |
|---------------------------------------|---------------------|
| 1 definition | 4 different meaning |
| 2 part of speech | 5 frequency rating |
| 3 stressed syllable and pronunciation | |

gorgeous – definition and synonyms ★^a

^bADJECTIVE  Pronunciation /'gɔ:(r)dʒəs/^c

^d1 very beautiful

Mandy was there, looking gorgeous as usual.

^e2 very enjoyable or pleasant

The weather was absolutely gorgeous.

B Look up the following words in the *Macmillan English Dictionary*. Underline the stressed syllable and write down the part of speech and one meaning for each word.

cloud expedition positive rare



Three of the best

Blogs by Calvin Norton

With over 150 million blogs online, there is something for every type of person from the **animal lover** to the **gamer** to the **sports fan**. But, if you are looking for something a bit different, here are my top three blogs.



1 Brain Pickings

Maria Popova is a **book lover**, **music fan** and writer. Her blog *Brain Pickings* is a collection of articles about history, news, books and culture. Maria is keen on reading and spends hundreds of hours each month doing research for her blog. It's an extremely popular blog and many people enjoy Maria's interesting mix of articles.

2 The Atlas of Beauty

The Atlas of Beauty is a picture blog showing beauty in different cultures. Romanian photographer, **blogger** and **traveller** Mihaela Noroc takes pictures of women of all ages, races and nationalities living their everyday lives. It's a wonderful collection which shows that beauty can be found everywhere.



For more interesting blogs, listen to Calvin on this week's Emma Fry Show

GRAMMAR

Frequency words and phrases

A Listen to an interview with Calvin Norton about another blog, *Humans of New York*, and answer the questions.

1.5

- 1 What is the blog about?
- 2 What type of people does Brandon Stanton interview?

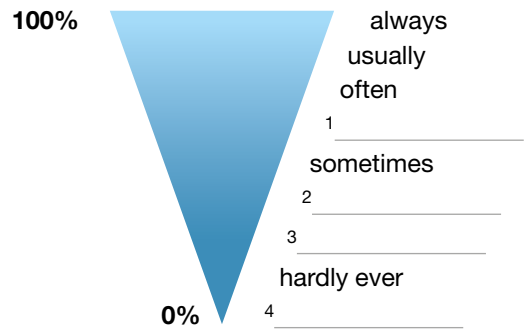
B Listen and complete each sentence from the radio show with one word.

1.5

- 1 _____ a week, we bring you reviews and recommendations from the wonderful world of the internet.
- 2 I'm _____ out in the real world.
- 3 I'm _____ at home, online in front of my laptop.
- 4 But luckily for us, you _____ escape.
- 5 Now and _____, a blog is so good that I just have to mention it again.
- 6 Stanton focuses on the lives of normal New Yorkers _____ of the time.
- 7 He includes someone well known _____ so often.
- 8 It's a very simple idea, but it _____ gets boring.

C WORK IT OUT Write the four frequency words in Exercise B in the correct place.

Frequency words



D Complete the frequency phrases in the table with words from Exercise B.

once		day
twice	1 _____	week
three times		month
		year
every ² _____	often	
³ _____	and again	
most of the ⁴ _____		

E Choose the correct words to complete the rules. Use Exercise B to help you.

Frequency words and phrases

- 1 We usually put frequency words *before* / *after* the main verb and *before* / *after* the verb *be*.
- 2 We use frequency phrases *at the beginning* / *in the middle* of a sentence.
- 3 We also use frequency phrases *in the middle* / *at the end* of a sentence.

F Go to the **Grammar Hub** on page 122.

G SPEAK Work in pairs. Discuss the questions.

- 1 Would you enjoy the blog *Humans of New York*?
- 2 Why do you think it is so popular?

SPEAKING

A Interview each other about websites, blogs or vlogs you like. Make notes about:

- what they are about
- why you like them
- examples of interesting things on them
- what type of people would enjoy them and why

B Work in groups. Interview each other. Which ones sound most interesting?

3 Emma's Bucket List

After her father and step-father died, Emma Stewart Rigby decided to live a full and exciting life. Emma, a **mother of three**, made a list of 246 things to do before she dies and in her blog she writes about her experiences. Emma is a **people person** and gives lots of friendly advice on life. She's also a **foodie**, and her bucket list includes unusual foods or interesting restaurants she plans to try. A great blog for ideas on how to live life to the max!

Glossary

blog (n) a website containing short articles called posts that are changed regularly

blog (v) to write short articles for a website on your opinions, interests and experiences

culture (n) activities which involve music, books and other arts

subscriber (n) someone who joins and follows a blog



Talk about different types of people

1.3 Personality

● Describe someone's personality

- G** indefinite pronouns
- V** personality adjectives, adjective + preposition
- P** word stress in multisyllable adjectives
- S** previewing a text

READING

A SPEAK Work in pairs. Discuss the questions.

- 1 Which do you do more often: write by hand or use a keyboard?
- 2 Which do you find easier? Why?
- 3 What kind of things do you write by hand (e.g. shopping lists)?

B Preview the text, and then answer the questions. Use the information in the box to help you.

Previewing a text

Before you read a text, look quickly at the title and any headings, pictures or diagrams. Use this information to decide what kind of text it is, what it's about and why someone might want to read it. This will make the text easier to understand.

- 1 What is the text about?
- 2 Is it from a science paper or a popular magazine? How do you know?
- 3 What do you think you will learn from the text?
- 4 Can you trust the information in the article?

C READ FOR MAIN IDEA Read *What does your handwriting say about you?* Was your preview correct?

D READ FOR SPECIFIC INFORMATION Read again and answer the questions.

- 1 What is graphology a study of?
- 2 How do graphologists help in court cases?
- 3 Do all graphologists agree that there is a link between handwriting and personality?

E SPEAK Work in pairs. Discuss the questions.

- 1 Do you believe there is a connection between handwriting and personality? Why/Why not?
- 2 Is it important for children to learn to write by hand these days? Why/Why not?

What does your *handwriting* say about you?

Everybody has their own style of handwriting, but can someone's handwriting tell you what they are like?

The study of handwriting is called graphology. Graphologists are often involved in legal cases. They are responsible for matching criminals to their handwriting or deciding if signatures are real.

Some graphologists think handwriting can show anything: what kind of job you will be good at, how healthy you are and even what kind of partner you might be happy with.

If you are interested in what your handwriting says about you, check out our information.



Letter size

Small:

Medium:

Large:

You're probably a **hard-working** person. People with small handwriting are rarely **lazy**.

The research says you're **sensible**; you think carefully about the decisions you make.

Big writing – big personality! People with large writing are usually **keen on** parties and social events and are rarely shy.

Letter shape

Q Rounded letters: Rounded letters suggest you are a **creative** person. Are you good at art or music?

A Pointed letters: You are **curious**. Your favourite question is 'Why?!'

Dotting your i



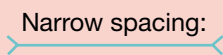
Dot high over the i: The research says you have a good imagination.

Dot low over the i: You are a **well-organised** person. Are your desk and room tidy?

Spacing between words



You're an **independent** type and you are happy on your own.



You're very **sociable** and you need other people in your life.

Glossary

legal (adj) relating to the law or lawyers

spacing (n) the amount of space between things

Your signature

Difficult to read: You are a private person. Like your signature, you can be difficult to read.

Easy to read: **Confident** people often have signatures that are easy to read. You know what you are good at and you don't mind telling other people about it.

- Does your handwriting match your personality? Don't be disappointed with the results if not.
- Not every graphologist believes there is a connection.

GRAMMAR

Indefinite pronouns

A WORK IT OUT Look at the extract from the article and choose the correct words to complete the rules.

Everybody has their own style of handwriting, but can someone's handwriting tell you what they are like?

Indefinite pronouns

- 1 We use indefinite pronouns to talk about people or things **so we can say / without saying** who or what they are.
- 2 We use indefinite pronouns with *-body* and *-one* to talk about **people / things**.
- 3 After indefinite pronouns, we use **singular / plural** verbs.
- 4 We use *'s* with indefinite pronouns for **possessives / plural nouns**.

B PRACTISE Find and underline another example of an indefinite pronoun in the article.

C Go to the **Grammar Hub** on **page 122**.

VOCABULARY

Personality adjectives, adjective + preposition

A Match the personality adjectives in **bold** in *What does your handwriting say about you?* with the speakers below.

- 1 'I believe I can do anything if I try. I don't usually worry about things.' confident
- 2 'I love my job. I work a lot, but that's OK.'
- 3 'I can paint pictures, write stories and make music.'
- 4 'I plan my time carefully and I always know where to find my things.'
- 5 'I don't like work. I like doing nothing! My perfect day? Staying in bed with a pizza.'
- 6 'I like to think about things carefully before I do them.'
- 7 'I have lots of friends and we meet and go out all the time.'
- 8 'I like learning new things and I ask a lot of questions.'
- 9 'I like to do things myself.'

B Look at the underlined phrases in the article. Complete the questions with the correct preposition.

- 1 Are you involved in any clubs, groups or teams? Which ones?
- 2 What are you good at?
- 3 Who is responsible for doing the cooking in your home?
- 4 Are you happy with your mobile phone? Why/Why not?
- 5 What websites, magazines or TV shows are you interested in?
- 6 Are you keen on books and reading?

C SPEAK Work in pairs. Ask and answer the questions in Exercise B.



PRONUNCIATION

Word stress in multisyllable adjectives

A Listen and complete the table with the words in the box.

1.7

hard-working independent lazy sensible

1 ●●●	2 ●●●●	3 ●●●●	4 ●●●●●
		hard-working	

B Listen again and repeat the words.

1.7

C Look again at the article. Find the other personality adjectives in **bold** and write them in the correct place in Exercise A. Listen and check and repeat.

1.8

D SPEAK Work in pairs. Practise saying the words. Listen and check your partner's pronunciation.

SPEAKING HUB


A Work in pairs. You are going to study your classmates' handwriting. Follow the instructions.

- 1 Sign your name and write this sentence on a piece of paper.
The quick brown fox jumps over the lazy dog.
- 2 Swap papers and use the information in *What does your handwriting say about you?* to write five things about your partner's personality.

B DISCUSS Using your notes, tell your partner what their writing says about them.

Describe someone's personality

- F** greet people and give personal information, make introductions
- P** word stress and intonation



My name is Gaby. I'm originally from 1 _____, but now, London is my home. I'm a 2 _____, I like travelling and I drink a lot of 3 _____. I live in this 4 _____ with Neena and Zac.



My name's Zac. I live with 5 _____ and Neena. I'm originally from 6 _____. I make 7 _____ games.



My name's Sam. This is my café! I'm 8 _____. I like food. I love 9 _____. I live here in 10 _____.



I'm Milly. This is my clothes store. I'm 11 _____. I watch 12 _____, listen to music and I read a lot. 13 _____ a good friend of mine.



Neena here. I live here in London with my two friends, Gaby and 14 _____. I'm a lawyer. I work in 15 _____.



COMPREHENSION

- A** ▶ 00:00–02:50 Watch the first part of the video. Complete the paragraphs above.
- B** Write a question about each person in Exercise A.
Where is Gaby from? What does Zac do?
- C** **SPEAK** Work in pairs. Test your memory! Close your books and ask each other your questions from Exercise B.
- D** ▶ 02:50–04:27 Watch the second part of the video and underline the correct verb form to complete each sentence.
- Neena *is / isn't* going to an interview.
 - Sam *is / isn't* good.
 - Zac *had / didn't have* a good holiday.
 - Zac *has / hasn't* asked Milly out.
 - Zac *invites / doesn't invite* Sam to the flat.
 - Sam *eats / doesn't eat* Zac's croissant.

FUNCTIONAL LANGUAGE

Greet people and give personal information, make introductions

- A** Complete the phrases with the words in the box.

doing going hello let's long meet (x2) what

Greeting	Reply
Say hello	
1 _____	Hi there! / Hey!
Greet new people	
Nice/Good to 2 _____ you.	Nice/Good to 3 _____ you, too.
Greet friends	
How are you? How's it 4 _____? How are you 5 _____?	I'm good. How about you?
What's new?	Not much.
It's great to see you! 6 _____ a nice surprise!	7 _____ time, no see.
Say goodbye	
See you later. See you soon. I've gotta (got to) go.	8 _____ do something soon.

- B** ▶ Watch the video again. Check your answers to Exercise A.



MILLY



SAM



NEENA



ZAC







GABY

USEFUL PHRASES

A Match the useful phrases (1–8) with the pictures (a–h).

- 1 Dream job! _____
- 2 I love it here! _____
- 3 Good luck! _____
- 4 What can I tell you? _____
- 5 Come with me. _____
- 6 What else? _____
- 7 Come over to the flat this weekend. / Will do. _____
- 8 Here we are. This is home. _____



B ▶ Watch the video again and check your answers to Exercise C.

C How do you say these phrases in your language?

PRONUNCIATION

Word stress and intonation

A ▶ 03:02–03:34 Watch part of the video. Read out the conversation at the same time as Sam and Zac. Copy the word stress and intonation.

Sam: Hey Zac. It's great to see you. What a nice surprise.

Zac: I know. Long time, no see.

Sam: Do you want a coffee?

Zac: Sure, and a croissant.

Zac: So, how are you doing?

Sam: I'm good. How about you? Did you have a nice holiday?

Zac: Yeah. Always good to see family. What's new with you?

Sam: Not much. Same, same.

B SPEAK Work in pairs. Practise the conversation. Listen and check your partner's pronunciation.

SPEAKING

A Walk around the class. Introduce yourself to everybody.

A: Hello, my name's Sven. Nice to meet you.

B: Hi, I'm Ahmed. Good to meet you.

B Walk around the class again. Greet the people you know.

A: Hi, Maria. How's it going?

B: Good, thanks. How about you? What's new with you?

A: Not much. I've gotta go. See you later.

C Prepare a 'selfie' presentation. Follow the instructions.

- Make notes about what you want to say. Use the sentence beginnings below to help you.

- Include at least two useful phrases.

- Record your presentation.

Hi! My name's ...

I work in ...

I'm from ... / I'm originally from ...

I like ...

I'm a ...

I watch / listen to ...

D SPEAK Work in groups. Compare your presentations. Which is the best one?

🗨️ Greet people and give personal information, make introductions

▶ Turn to **page 158** to learn how to write information about yourself.

VOCABULARY

A Complete the words for types of people.

- someone who likes animals
a nimal l over
- someone who likes spending time with others
p _____ p _____
- someone who plays video games
g _____
- someone who is very interested in food
f _____
- a man who has two children
f _____ o _____ t _____
- someone who listens to music regularly
m _____ f _____

B Complete the *About me* section of Emma's social media page with the personality adjectives in the box. There is one adjective you do not need.

creative curious ~~hard-working~~ independent
sensible sociable well organised

Hi, I'm Emma and I'm a student nurse. I study and work a lot ¹(hard-working) and I make lists so I know what I am doing and when ²(_____). I always think carefully before I make decisions ³(_____). I feel it is important to ask a lot of questions ⁴(_____) in my social life and at work. I have a good imagination and in my free time I like to write songs ⁵(_____). I also have a great group of friends and I love spending time with them ⁶(_____).

C Choose the correct prepositions to complete the sentences.

- In my family, we are all responsible *for / on / with* doing the housework.
- I'm not keen *on / about / to* people who talk about themselves all the time.
- As a child, I was involved *in / with / at* lots of after-school clubs and activities.
- I'm happy *at / with / on* my job.

GRAMMAR

A Complete the questions with the correct form of *do, be* or *have*.

- Do you _____ a pet?
- _____ you from a large family?
- _____ you have a party for your last birthday?
- _____ you ever been to your country's capital city?
- What _____ your favourite book or toy when you were a child?

B Complete the article with the missing words.



Student Life Online
Your university, your site

This week, we asked students what blogs they read. This is what they said.

- Erica: Most ¹ _____ the time, I read blogs about football.
- Jake: ² _____ so often, I read a cooking blog.
- Ammar: I ³ _____ ever read blogs. I don't have time.
- Mark: Once a ⁴ _____, on Sunday mornings, I sit down and read my favourite travel blog.
- Tina: ⁵ _____ and again, I read news blogs.
- Nazreen: I don't read blogs, but I do use Twitter. I check it at least ten ⁶ _____ a day.

What are your favourite blogs?
Leave your comments below.



C Choose the word which is *not* possible in each sentence.

- Everybody / Somebody / Anybody* can have nice handwriting.
- I don't agree with *everything / anything / nothing* that the graphologists say.
- Everyone *use / uses / has* a keyboard these days.
- Do you know *anybody / anyone / anything* that is sociable?

FUNCTIONAL LANGUAGE

Reorder the words in the boxes to complete the conversations.

name's / Hi, / my / Erwin
myself / me / Let / introduce
meet / Nice / to / you

- Erwin: ¹ _____ Hi, my name's Erwin.
- Laura: Oh, hi, Erwin. ² _____
I'm Laura, the office manager.
- Erwin: ³ _____
I think you're going to be my boss!

nice / What / surprise / a
days / are / doing / What / you / these

- Alan: Dan?
- Dan: Alan! ⁴ _____ ! How are you?
- Alan: Oh, fine, thanks. ⁵ _____ ?
- Dan: I'm still teaching.

1.1 Question forms

Questions with *do / does / did*

Do/Does/Did + subject + infinitive

Do you have children?

Does he go to English classes?

Did she write a blog post?

Did they do their homework?

- We use the auxiliary verb (*do, does, did*), without a question word, to ask yes/no questions.

Question words

Question word + *do/does/did* + subject + infinitive

What do you say to a stranger?

Where does he come from?

What did you say to your colleague?

Where did she study psychology?

- We use *What* to ask about things and *Where* to ask about places.

Questions with *be*

Am/Is/Are + subject

Am I in this class?

Are they strangers?

Am/Is/Are + subject + *-ing*

Is she doing her homework now?

Are you having fun?

Was/Were + subject

Was he a sensible person?

Were they good at English?

- We use questions with *be*, without a question word, to ask yes/no questions.
- We can also ask questions with *What, Where, When, Why* and *Who* before the verb *be*.

Questions with the present perfect

Have/Has + subject + past participle

Have you visited that website?

Has he written a bucket list?

- We use present perfect questions, without a question word, to ask yes/no questions.
- We use *ever* to ask about life experiences.
Have you ever met a famous person?
- We can also ask question with *What, Where, When, Why* and *Who* before the verb *have*.

1.2 Frequency words and phrases

0% ← ————— → 100%

never rarely occasionally sometimes often normally always

- We use frequency words after *be* and *can*.

He is normally very sensible.

I can never read your handwriting!

- We use frequency words before other verbs.

I sometimes watch vlogs online.

once	a	day
twice		week
three times		month
		year
every so often	now and again	most of the time

- We usually use frequency phrases at the beginning or end of the sentence.

I take my dog for a walk twice a day.

Every so often, I travel to another country.

1.3 Indefinite pronouns

	<i>-one</i>	<i>-body</i>	<i>-thing</i>	<i>-where</i>
<i>every-</i>	everyone	everybody	everything	everywhere
<i>any-</i>	anyone	anybody	anything	anywhere
<i>some-</i>	someone	somebody	something	somewhere
<i>no-</i>	no one	nobody	nothing	nowhere

- We use the ending *-body* or *-one* with people. They have the same meaning.
Everybody loved the party. OR Everyone loved the party.
- We use the ending *-thing* with objects.
I always take something to read on the train.
- We use the ending *-where* with places.
They live somewhere in Italy.
- We use *any-* in negative sentences.
I don't know anything.
- We also use *any-* in questions.
Is there anything unusual about her handwriting?

Be careful!

- With offers, we can also use *some-* in questions.
Do you want something to eat?
- We use indefinite pronouns with singular verbs.
Everyone is interested. NOT Everyone are interested.
- We use 's with indefinite pronouns for possessives.
Is this anybody's mobile phone?

1.1 Question forms

A Put the words in order to make questions.

- you / do / go / skiing / want / to
_____ *Do you want to go skiing?* _____
- does / what / do / he / weekends / at

- did / you / meet / where / for coffee

- you / tea / are / coffee / or / drinking

- your / new colleagues / were / at the office

- you / been / have / ever / Mexico / to

- tried / that / she / has / new restaurant

B Correct the mistakes in each sentence.

- Why ~~you did~~ ^{did you} choose that topic?
 - Have you ever meet a graphologist?
 - What you are talking about?
 - Did they went to the cinema last night?
 - Where you did put the new keyboard?
 - What your best friend's name is?
 - Did you anything nice last weekend?
- Go back to page 3.

1.2 Frequency words and phrases

A Write the missing letters.

- I n e v e r get bored writing my blog.
- She's s _____ s late for work.
- They a _____ watch vlogs in their free time.
- We're n _____ y home before 11.
- He o _____ y checks his social media accounts at work.
- I r _____ go online before starting work.
- He o _____ visits his relatives in Italy.

B Put the words and phrases of frequency in the correct place in each sentence. Sometimes more than one answer is possible.

- We go on holiday. (*once a year*)
_____ *We go on holiday once a year.* _____
- They comment on online articles. (*now and again*)

- I read online tips. (*every so often*)

- She writes for popular magazines. (*most of the time*)

- He takes his dog to the park. (*three times a week*)

- We play computer games on Saturdays. (*always*)

- We meet up for a coffee on Sunday. (*usually*)

► Go back to page 5.

1.3 Indefinite pronouns

A Choose the correct option.

- I need *something's* / *somebody's* help.
- I want to go *somewhere* / *something* new.
- There is *nobody* / *nothing* I can do.
- We don't need *everything* / *anything* else.
- We go *everywhere* / *anywhere* together.
- Someone* / *Anyone* broke the ice.
- No one* / *Someone* came to Vant's party.

B Complete the sentences with the correct indefinite pronouns.

- Somebody/Someone left a comment.
- _____ could get online – there was no internet connection.
- Do you know _____ at this party?
- I don't want to speak to you. I have _____ to say to you.
- Did you write _____ on her Facebook page?
- There is _____ unusual about this signature. It's strange!
- They live _____ in Romania.

► Go back to page 7.

1.1 People

A SPEAK Work in pairs. Look at the pictures. Describe the people and their relationships. Use the words in the box to help you.

children colleagues friends grandparents parents
relatives strangers students teacher



B Choose the correct words to complete the sentences.

- Sally and Nicole are good *friends* / *strangers* and they go to the same college.
- Jamal is a photography *colleague* / *teacher*. He knows a lot about cameras.
- Every weekend, I go to stay at my *grandparents'* / *couple's* house.
- I never know what to say to *strangers* / *parents* when I meet them for the first time.
- Janelle and Carla are *colleagues* / *students*, and they work together in the office very well.
- All of my *relatives* / *teachers* live in the same town – we're a very close family.

➤ Go back to page 3.

1.2 Types of people

A Match the descriptions (1–10) with the types of people in **bold** in *Three of the best*.

- a person who likes animals animal lover
- a woman who has three children _____
- a person who is very interested in food _____
- a person who enjoys seeing other places _____
- a person who watches or takes part in sports _____
- a person who plays computer games _____
- a person who enjoys spending time with others _____
- a person who loves reading _____
- a person who writes online regularly _____
- a person who listens to music regularly _____

B Complete the sentences with the words in the box.

coffee dog father football positive

- I'm a _____ owner. I take it for a walk twice a day.
- I'm a big _____ drinker. Cappuccino is my favourite, but I also like espresso.
- I'm a _____ of two. My wife and I have two daughters.
- I'm a _____ person. I try not to worry or complain.
- I'm a _____ fan. My favourite team is Manchester United.

keen on

We say *keen on* + verb + *-ing* or *keen on* + noun.

- I'm keen on travelling.
- I'm keen on tennis.

We can also say *a keen* + noun.

- I'm a keen traveller.

➤ Go back to page 4.

2.3 Life events



Match the life events (1–10) with the pictures (a–j).

- | | |
|--------------------------|----------------------|
| 1 have a baby / children | 6 fall in love |
| 2 go to university | 7 get your own place |
| 3 get a job | 8 retire |
| 4 get married | 9 learn to swim |
| 5 leave home | 10 leave school |

➤ Go back to page 17.

W checking your writing

Use it or lose it

Welcome. This is a blog for language learners written by ... a language learner!
 My favourite tip for people interested in learning languages is 'use it or lose it'. It means 'practise the language and you won't forget it'. I started this blog to practise my English. Would you like to practise your English? Send me a message in English and I'll reply. Twice a week, I'll post the most interesting messages on the blog.

About me



I'm Karolina. Tea drinker, ¹**bloger** and hard-working ²**language** learner. ³I've **20 years old** and I'm Polish. I study law at university, and English in my free time. I go to English

lessons ⁴**three times week** and I practise for half an hour every day. I have to be ⁵**wel organised** to get everything done! Of course, I'm ⁶**serious with** learning, but I also really enjoy it.

My blog ⁷**aren't** my only hobby. I'm a book lover and I'm also ⁸**keen at** old black and white films. I read and watch in Polish and English.

I'm a curious, sociable person and ⁹**I like talk to people** who ask questions. I'm interested in creative types and I love meeting new people – especially other language learners (in the real world and online). I think that makes me a ¹⁰**person people**. I hope you enjoy the blog. Remember ... use it or lose it!

A Read the home page of Karolina's blog and answer the questions.

- 1 What is her blog about and who is it for?
- 2 How can you help Karolina?

B Work in pairs. Read the *About me* section of Karolina's blog. Then cover the blog and discuss what you remember about:

- 1 her work or studies
- 2 her likes and dislikes
- 3 the type of person she is

C Work in pairs. In Karolina's *About me* section there are ten mistakes with grammar, vocabulary and spelling. Correct them. Use the information in the box to help you.

D Which colours are the different types of mistakes in Karolina's writing?

- 1 grammar mistakes _____
- 2 vocabulary mistakes _____
- 3 spelling mistakes _____

E Find and correct one mistake in each sentence. Then decide what type of mistake it is. Write grammar (G), vocabulary (V) or spelling (S).

- 1 I'm a keen travller and I study tourism. _____
- 2 Why you did start this blog? _____
- 3 I try to learn a new word ever day. _____
- 4 I usually am online during the evenings. _____
- 5 I guess I'm an independant type. _____
- 6 I'm responsible with updating the website. _____
- 7 Are you want to know more about our group? _____
- 8 I've never write a blog before. _____

WRITING

A PLAN You are going to write an *About me* section for your own blog, website or social media page. Make notes about your work or studies, your likes and dislikes and the type of person you are.

B WRITE Use your notes and Writing Exercise A to help you write your blog. Then check your writing using the list below and the strategies in the Writing skills box.

- I have mentioned my work or studies.
- I have mentioned some of my likes and dislikes.
- I have described my personality and the type of person I am.
- I have checked my work for mistakes with grammar, vocabulary and spelling.

C REVIEW Work in groups. Read the group's profiles. Can you recommend any blogs, websites, magazines, books, TV shows or films the people in your group might be interested in?

Checking your writing

Follow these tips to help make your writing better.

- Always read your writing slowly and carefully before you finish.
- Try and find and correct any mistakes.
- Check your grammar.
- Check the vocabulary and spelling and be careful with any new language.

UNIT 1



Lesson 1.1, Listening, Exercise C

1.1 **P = Paul I = Isabelle**

- P:** Hello, and welcome to *Everyday Psychology*. I'm Paul Ross, and with me today is psychologist and expert on relationships, Isabelle Ackerman.
- I:** Hello, Paul. Hello, listeners.
- P:** Isabelle, today's topic is meeting new people. Now, we often meet new people at work or in our social lives, but it can be difficult to talk to someone we don't know. I mean, what do you say to a stranger at a party or a new colleague at the office? Is it ok to talk about some topics, but not others? Have you ever met someone new and had no idea what to talk about? Today, you have some advice to help us 'break the ice' and start conversations with new people.
- I:** Yes, I do. Let's begin with a very simple tip. When you meet someone new, start with a smile. A smile can help us feel more relaxed, but that's easy to forget when you feel nervous.
- P:** And of course a friendly face is easier to talk to.
- I:** Yes. A nice way to continue a conversation is to say something positive. You could talk about the place or situation you are in and then ask a question. For example, at a party, try 'Are you having fun?' or 'I love this music! What is your favourite band?' To a new person at work, you can say 'Oh, I'm glad it's lunchtime. How's your first day going?'
- P:** So no complaining about the boss!
- I:** Not at first, no. But it is good to ask about other people. For example, in a new group of students, ask 'Do you know our teacher?' or, at a wedding ceremony, 'Did you enjoy the ceremony?' or 'How do you know the happy couple? Were you at school together?' Don't be negative about other people because you don't know who they know.
- P:** Yes, that could be dangerous.
- I:** Interests and studies are always good, safe topics to talk about. Questions like 'What kind of music do you like?' or 'Where did you study?' are usually easy to answer. Remember, ask lots of questions and give lots of answers. A successful conversation is like a game of tennis!
- P:** It takes hours and makes you tired?
- I:** Very funny. When you feel more relaxed, ask some personal questions. 'Where are you from?', 'Are you married?' and 'Do you have children?' are good examples. But be careful. Don't discuss topics like religion or politics with someone you don't know.
- P:** Some great tips. Isabelle, thank you very much. That's all for this week. Remember, many great friends meet after a smile and a simple 'hello'. Good luck breaking the ice and meeting new people. Please join us for the next episode of *Everyday Psychology* – we'll be discussing the hot topic ...

UNIT 2



Lesson 2.2, Listening, Exercise B

2.2 **P = Presenter R = Richard**

- P:** More and more of the world's young people are going home to live with their parents after college or university. Why? And what is it like living at home again as an adult? How do parents feel about the situation? Today, we talk to members of 'the boomerang generation' and their parents about the advantages and disadvantages of living together again. Let's start with Richard ...
- R:** I'm Richard Woodman, from the UK. I'm 25 years old and at the moment, I'm living at home with my mum and dad. I ... er ... graduated two years ago, but I'm still looking for a permanent job. I love my parents, but we ... er ... well, they are difficult to live with. We argue about the rules all the time. I'm sleeping in my old room and living with the people who took me to the park when I was little! I know I'm lucky to be here, but it's ... you know ... it isn't easy.



Lesson 2.2, Listening, Exercise C

2.3 **P = Presenter R = Richard G = Gordon A = Alice C = Carla**

- P:** More and more of the world's young people are going home to live with their parents after college or university. Why? And what is it like living at home again as an adult? How do parents feel about the situation? Today, we talk to members of 'The boomerang generation' and their parents about the advantages and disadvantages of living together again. Let's start with Richard ...
- R:** I'm Richard Woodman, from the UK. I'm 25 years old and at the moment, I'm living at home with my mum and dad. I ... er ... graduated two years ago, but I'm still looking for a permanent job. I love my parents, but we ... er ... well, they are difficult to live with. We argue about the rules all the time. I'm sleeping in my old room and living with the people who took me to the park when I was little! I know I'm lucky to be here, but it's ... you know ... it isn't easy.
- G:** My name is Gordon Woodman. I'm Richard's dad. Of course, Richard's mum and I are, well, we're happy he is staying with us ... most of the time. We're his parents and he can always rely on us, but we er ... we hope he finds the right job and, well, moves out as soon as possible. I want to make his bedroom into my home office. And his music, it's ... well you know, thump, thump, thump all day and night. It drives me crazy! Anyway, we think he needs to be more independent. We love him, but he's unhappy, and he isn't learning about adult life living here with us.
- A:** Hi, I'm Alice Melo from Portsmouth, in England. I'm 28 years old and I graduated last year. I work as a dentist and, at the moment, I'm living with my parents to save money for my own place. Well, I'm trying to save money anyway, ha ha! I studied in Scotland, but I ... er ... couldn't find a job there, so, you know, I came back home. More and more of my friends are moving back home. It's great! Mum cooks and does all my washing. She won't take any money from me ... I tried, but ... er ... so I'm not