

Unit 1

a/an, to be, pronouns

Список слов к разделу 1 » с. 148

A a/an

1 01 Послушай и прочитай.

Look! **A** pen, **a** pencil, **a** ruler, **a** book, **an** exercise book, and ... **an** apple!



a/an

Артикль **a/an** ставится перед существительным.

a	+	слова, начинающиеся с согласных звуков	a book
----------	---	--	---------------

an	+	слова, начинающиеся с гласных звуков	an apple
-----------	---	--------------------------------------	-----------------

🔍 Артикль **a/an** означает «один», «любой».

💡 Гласный звук дают буквы **a, e, i, o, u**.

Говорим правильно!

Произноси **an** и следующее за ним слово слитно.

🔊 02 Послушай и повтори. an orange

🔊 03 Послушай и повтори скороговорку.

An old onion and an orange orange.

2 04 Послушай и повтори.

an exercise book

an eraser

a sharpener

a pencil

a pencil case

a pen

an apple

an orange

3 Обведи гласные буквы, подчеркни согласные.

a b c d e f g h i j k l m
n o p q r s t u v w x y z

4 Что лежит в тележке, а что – в портфеле? Соедини линиями. Напиши a или an.



- an apple
- _____ banana
- _____ egg
- _____ exercise book
- _____ ice cream
- _____ lemon
- _____ notebook
- _____ orange
- _____ pen
- _____ pencil
- _____ pencil case
- _____ ruler
- _____ sharpener
- _____ sweet

5 Перечисли по памяти, что лежит в тележке, а что – в портфеле.

An orange, a sweet, ...

6 Найди восемь слов и заполни таблицу.

05 Послушай и проверь себя.











e x e r c i s e b o o k
a c b e p e n c i l e d
p e n a b d e k a d a d
e r a s e r a c b e a c
p e v a i c e c r e a m
a c b o r a n g e a c b
d e a f e g g i b c s a
m u b a c e c a p p l e

a	an
	an exercise book

7 📖 Найди и обведи слова с артиклем.



8 Подпиши картинки. Используй артикль *a* или *an*.

<p>1 </p> <p>2 </p> <p>3 </p> <p>4 </p> <p>5 </p>	<p>_____ <i>an umbrella</i> _____</p> <p>_____</p> <p>_____</p> <p>_____</p> <p>_____</p>	<p>6 </p> <p>7 </p> <p>8 </p> <p>9 </p> <p>10 </p>	<p>_____</p> <p>_____</p> <p>_____</p> <p>_____</p> <p>_____</p>
--	---	--	--


9 Расшифруй слова и напиши их.

<p>1 bnooteaok _____ <i>a notebook</i> _____</p> <p>2 umanllbrea _____</p> <p>3 rasaneer _____</p> <p>4 aerrul _____</p>	<p>5 onalem _____</p> <p>6 eeaswt _____</p> <p>7 anganore _____</p> <p>8 acilcapesen _____</p>
--	--

10 📖 Что лежит в твоём портфеле? Напиши, используя *a* или *an*.

A pen, _____

B am, are

1 🎧 06 Послушай и прочитай.

am, are

Глагол **to be** означает «быть», «являться». Формы глагола **to be** – **am, are, is**.

I	am	tall.
---	-----------	-------


You		
We	are	tall.
They		



I am = I'm
 You are = You're
 We are = We're
 They are = They're



С помощью глагола **to be** мы можем описывать внешность и характер, называть имя и возраст.


Говорим правильно!

Произноси предложения с формами **'m** и **'re** слитно.

🎧 **07** Послушай и повтори. We're happy.

🎧 **08** Послушай и повтори скороговорку.

I'm tall, you're tall, they're tall. We're all tall!

2 09 Послушай и повтори.

I'm a girl. You're good.
You're a boy. We're tall.
We're happy. I'm happy.
I'm a teacher. You're sad.

3 Прочитай и обведи: *I'm* – синим, *You're* – красным, *We're* – зелёным и *They're* – чёрным.



4 Обведи правильный вариант.

- 1 I am / are a mouse!
- 2 Jane and Kim **am** / are short.
- 3 I **am** / are seven.
- 4 You **am** / are good.
- 5 Jack and Jill **am** / are funny.
- 6 We **am** / are happy.
- 7 They **am** / are sad.
- 8 You and I **am** / are tall.
- 9 I **am** / are a boy.
- 10 You **am** / are a girl.

5 Напиши *am* или *are*.

- 1 I am six.
- 2 You _____ seven.
- 3 I _____ tall.
- 4 We _____ sad.
- 5 You _____ short.
- 6 They _____ beautiful.
- 7 We _____ happy.
- 8 I _____ short.
- 9 They _____ big.
- 10 I _____ funny.
- 11 You _____ a girl.
- 12 We _____ ten.

6 Составь предложения.

- 1 a girl I am *I am a girl.* _____
- 2 a boy are You _____
- 3 friends They are _____
- 4 am I teacher a _____
- 5 funny You are _____
- 6 are tall We _____
- 7 happy am I _____
- 8 sad are They _____
- 9 are We short _____
- 10 am I eight _____

7 Измени предложения, следуя образцу.

- | | |
|--|----------------------------|
| 1 I'm a girl.
<i>I am a girl.</i> _____ | 6 We're tall.
_____ |
| 2 You're a boy.
_____ | 7 I'm eight.
_____ |
| 3 I'm a teacher.
_____ | 8 You're nine.
_____ |
| 4 You're big.
_____ | 9 We're funny.
_____ |
| 5 They're nice.
_____ | 10 They're happy.
_____ |

8 Измени предложения, следуя образцу.

- | | |
|--|-------------------------------|
| 1 I am clean.
<i>I'm clean.</i> _____ | 6 You are a teacher.
_____ |
| 2 They are dirty.
_____ | 7 They are funny.
_____ |
| 3 I am short.
_____ | 8 You are nice.
_____ |
| 4 We are happy.
_____ | 9 We are nine.
_____ |
| 5 I am ten.
_____ | 10 They are tall.
_____ |

1 10 Послушай и прочитай.



Anna **is** five.
It's a small cake.



Alex **is** seven.
It's a big cake.



Kim **is** ten.
It's a very big cake.

is

Глагол **to be** означает «быть», «являться». Формы глагола **to be** – **am, are, is**.


He		
She	is	tall.
It		



He is = He's
She is = She's
It is = It's



Называя предмет, начинай предложение с **It's**.
It's a desk.

Формы *am, are*  с. 7



He's good... ...and she's happy!

Говорим правильно!

Произноси слова в предложении слитно.

 **11 Послушай и повтори.** It's green.

2 12 Послушай и повтори.

He's a teacher.


He's a good boy.

It's a pencil case.

It's a red desk.

She's seven.

3 Напиши нужный номер.



- | | | | |
|------------------|----------|-----------------------|---|
| 1 He's tall. | <u>3</u> | 5 It's red. | — |
| 2 It's a desk. | — | 6 It's a pencil case. | — |
| 3 She's short. | — | 7 It's a door. | — |
| 4 It's a window. | — | 8 He's a teacher. | — |

4 Составь предложения.

- | | | | | | |
|----|-------|------|---------|-------------------|-------|
| 1 | ten | is | He | <i>He is ten.</i> | |
| 2 | happy | She | is | _____ | |
| 3 | It | red | is | _____ | |
| 4 | a | He | teacher | is | _____ |
| 5 | is | It | orange | an | _____ |
| 6 | He | tall | is | _____ | |
| 7 | door | It | a | is | _____ |
| 8 | is | a | book | It | _____ |
| 9 | sad | is | She | _____ | |
| 10 | big | He | is | _____ | |

5 Измени предложения, следуя образцу.

- | | |
|-------------------|---------------------|
| 1 He's eight. | <i>He is eight.</i> |
| 2 She's happy. | _____ |
| 3 She's short. | _____ |
| 4 It's clean. | _____ |
| 5 It's dirty. | _____ |
| 6 She's sad. | _____ |
| 7 It's a cat. | _____ |
| 8 He's a teacher. | _____ |

6 Измени предложения, следуя образцу. 🎧 13 Послушай и повтори.

- 1 She is ten. *She's ten.* _____
2 It is a bag. _____
3 He is tall. _____
4 John is happy. _____
5 It is an elephant. _____
6 Susan is tall. _____
7 Tom is eight. _____
8 Poppy is a dog. _____

7 Обведи правильный вариант.

- 1 It **(is)** / **are** a yellow banana. 7 You **is** / **are** short.
2 She **is** / **are** a good girl. 8 They **is** / **are** nice.
3 It **is** / **are** an apple. 9 It **is** / **are** a hippo.
4 They **is** / **are** friends. 10 They **is** / **are** teachers.
5 You and I **is** / **are** seven. 11 We **is** / **are** small.
6 We **is** / **are** happy. 12 He **is** / **are** a nice boy.

8 Напиши *am*, *is* или *are*. 🎧 14 Послушай и проверь себя.

- 1 A giraffe is tall. 7 I _____ a girl.
2 I _____ happy. 8 They _____ pink.
3 Jane and Tim _____ sad. 9 It _____ an apple.
4 It _____ a hippo. 10 Elena _____ English.
5 You _____ seven. 11 They _____ short.
6 Gill and I _____ young. 12 Anna _____ eight.

9 Составь предложения, используя *'m*, *'s* или *'re*. Если необходимо, добавь *a* или *an*.

- 1 I / boy *I'm a boy.* _____
2 She / girl _____
3 They / happy _____
4 We / young _____
5 It / orange _____
6 It / banana _____
7 You / tall _____

D Pronouns

1 15 Послушай и прочитай.



I'm eight.



You're happy.



He's Alex.



She's Kate.

It's brown.



We're funny.



They're beautiful.



Pronouns

Слова **I, you, he, she, it, we, they** – личные местоимения. Они употребляются вместо существительных.

I	am	good.
---	----	-------

You		
We	are	good.
They		

He		
She	is	good.
It		



Местоимение **it** обозначает неодушевлённый предмет или животное.



Местоимение **you** может означать «ты», «вы» или «Вы».

2 Напиши **he, she, it, we** или **they**.

1 an apple _____ *it* _____

2 a girl _____

3 my friends and I _____

4 a boy and a girl _____

5 Ann and I _____

6 Ann and Tom _____

7 Lucy _____

8 an umbrella _____

9 a dog _____

10 a boy _____

11 a mouse _____

12 Alex _____


3 Обведи правильный вариант.


1  **It** / He is a pencil case.


2  She / **It** is a ruler.

3  **They** / We are notebooks.

4  **It** / He is nice.

5  **She** / They are friends.

6  He / **She** is eight.

7  He / **She** is nine.

8  **We** / I are friends.


4 Прочитай рассказ в блоге Алекса. Заполни пропуски.

a pupil ● ~~am~~ ● I ● happy ● good
He ● We



Hello!
I *am* Alex. _____'m eight.
I'm _____. I'm a good pupil. Look
at Sam. _____'s seven. He's
a _____ pupil too. _____'re
friends. We're _____!

5 Нарисуй себя и своего друга. Напиши предложения.



Hello!

I'm _____

Look at _____

Готовимся к экзамену!

🎧 16 Послушай и соедини линиями.

💡 Ты услышишь разговор взрослого и ребёнка. Послушай запись и соедини пять имён с персонажами на картинке. Одно имя лишнее. Задание начинается с примера. Ты услышишь разговор дважды.

Mrs Brown

Matt

Ben

Sue



Jim and Bob

Alex

Pat and Eva