

alpha

OBJECTIVES

- during, while and for
- weapons and equipment
- ordinal numbers

Regimental history

Task 1 Match the words with the definitions.

engagement outbreak rebel suppress uprising

- 1 A situation where a group of people use force to oppose their government.
- 2 Another word for *battle*.
- 3 Someone who opposes their government with force.
- 4 The sudden beginning of a conflict.
- 5 To stop opposition using military force.

Reading **Task 2** Read the text and answer the questions.

- 1 When did the Regiment get their nickname?
- 2 Why wasn't the Regiment involved in many battles during World War 1?
- 3 When did the Regiment exchange their horses for armoured vehicles?
- 4 What was the Regiment doing during the Vietnam War?
- 5 How many wars does the text refer to?

THE 3D ARMORED

Cavalry Regiment

Sample marketing text © Macmillan Publishers LTD

Formed nearly 160 years ago, the 3d Armored Cavalry Regiment (the 3d ACR) is the second oldest unit in the United States Army. Originally designated the Regiment of Mounted Riflemen, the Regiment first saw action during the Mexican War in 1847 and it was during this conflict that they earned the title, *The Brave Rifles*. This is still on the Regiment's insignia today.

At the end of the Mexican War, the Regiment returned to Missouri and after rebuilding, took up its original mission of escorting settlers westward to the new Oregon territory. In 1851

the Regiment was ordered to Texas to defend the settlers from the Indians. In August 1861, after the outbreak of the American Civil War, the Regiment of Mounted Riflemen was renamed the 3d United States Cavalry Regiment. This was a difficult time, as many officers and men joined the rebels and soldiers found themselves fighting their former comrades. At the end of the Civil War, the Regiment returned to the Western frontier where they were stationed for 30 years.

At the outbreak of World War 1, the 3d Cavalry was deployed to Europe but the use of trenches, barbed wire, gas and machine guns meant that horse cavalry fought in few engagements during that conflict. Although the Regiment was still a horse cavalry unit at the outbreak of World War 2, it was soon converted to mechanized cavalry and re-equipped with armored vehicles before deployment to Europe. The Regiment was redesignated as the 3d Armored Cavalry Regiment in 1948.

In the '60s and '70s – while war raged in Vietnam – the Regiment was stationed in West Germany, providing rear area security for the 7th US Army and patrolling the East / West German border. The Regiment moved to Fort Lewis, Washington in 1968 and to Fort Bliss, Texas in 1972. The Regimental Support Aviation Troop was combined with the Air Cavalry Troop to form the 4th Aviation Squadron on 16 October 1988. On 19 May 1996, the Regiment celebrated its 150th anniversary and the 3d ACR moved to its current base, Fort Carson, Colorado.



Grammar *during, while and for*

WORLD ENGLISH

US
armored
307th Engineer Battalion
2d (some units)/2nd
3d (some units)/3rd

UK
armoured
4 Engineer Regiment
2nd
3rd

Task 3 Study the examples.

The Regiment first saw action *during* the Mexican War ...
In the '60s and '70s – *while* war raged in Vietnam – the Regiment was stationed in West Germany ...
The Regiment returned to the Western frontier where they were stationed *for* thirty years.

Now complete the text with *during, while* or *for*.

In March 2000, the 3d Squadron, the 3d Armored Cavalry Regiment, deployed to Bosnia (1) six months. (2) it was serving in Bosnia, the Squadron formed part of a multi-national Division. (3) the rotation, soldiers carried out presence patrols. Elections were held (4) the Squadron was in Bosnia. The Squadron was based at Camp Dobol (5) the rotation.

Writing **Task 4 Write a brief history of a unit in your army. Include ...**

- 1 when the unit was founded.
- 2 major wars and important battles.
- 3 any changes in the unit's role and / or equipment.

Task 5 Complete the names of the vehicles and weapons. Use these words.

attack helicopter transport helicopter scout helicopter main battle tank (MBT)
self-propelled howitzer (SPH) cavalry fighting vehicle (CFV)

- | | |
|------------------------------|-------------------------|
| 1 AH-64A Apache | 4 M1A2 Abrams |
| 2 UH-60L Blackhawk | 5 M109A6 Paladin |
| 3 OH-58D Kiowa Warrior | 6 M3A2ODS Bradley |

Task 6 Read the text and match the units with the vehicles and aircraft in task 5.

- 1 the 1st Squadron, the 2d Squadron, the 3d Squadron: M1A2 Abrams MBT,
- 2 the 4th Squadron:

The 3d ACR today is one of the largest and most powerful tactical units in the US Army. It is a combined arms unit capable of operating independently of other units over wide geographical areas. It is a highly mobile force that can conduct reconnaissance, security, offensive and defensive operations. When the Regiment is at its full strength, it can field over 320 armored vehicles or *tracks*, over 80 aircraft and more than 5,200 soldiers. The cutting edge of the Regiment is the three armoured cavalry squadrons: the 1st Tiger Squadron, the 2d Sabre Squadron and the 3d Thunder Squadron. Each squadron is equipped with M1A2 Abrams MBTs, M3A2ODS Bradley CFVs and M109A6 howitzers. Within each squadron, each troop is designated by a letter of the alphabet and by tradition the troop adopts a name based on its letter. For example, A Troop is *Apache* troop and B Troop is *Bandit*. The 4th *Longknife* Air Cavalry Squadron is organised and equipped to conduct highly mobile reconnaissance and screening operations. The Squadron provides the Regiment's air assets and its authorised table of organisation and equipment (TO&E) includes scout, transport and attack helicopters or *birds*.

Now read the text again and find words that mean ...

- 1 the authorised numbers of men and equipment in a unit or formation.
- 2 a unit with two or more arms and elements of a military service.
- 3 another word for helicopters.
- 4 a valuable group of soldiers or piece of equipment under your command.

Pronunciation **Ordinal numbers**

[1] **Task 7 Listen and write the units.**

Now listen again and practise.

Task 8 Student A turn to File 1 and describe the unit. Student B, make notes.

New Duty Station

OBJECTIVES

- verbs and prepositions of movement
- reporting procedures
- locations on a military base

Task 1 Read the directions and draw the route on the map.

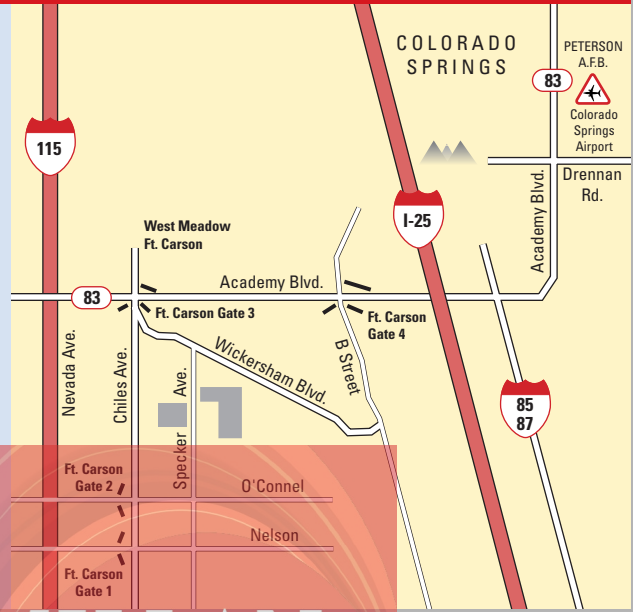
GETTING THERE:

driving directions for Fort Carson from Colorado Springs airport

Fort Carson, the Mountain Post, is located five miles southwest of Colorado Springs and 60 miles south of Denver.

Exit the airport on Drennan Road and head west towards the mountains. Turn south onto Academy Blvd. After rounding the bend, cross under highway I-25 and proceed west along highway 83. Go past signs for Ft Carson/B Street and Ft Carson/West Meadow Ave.

Turn south onto State Highway 115. Go past the sign for Ft Carson Gate 2. When you are approaching the Main Gate to Ft Carson, exit from the left lane to enter the garrison. Stay in the right lane and go to the parking area. Walk to the Gate Guard Shack and present your identification.



Listening

Task 2 Sergeant Jones reports to his new duty station. Listen and answer the questions.

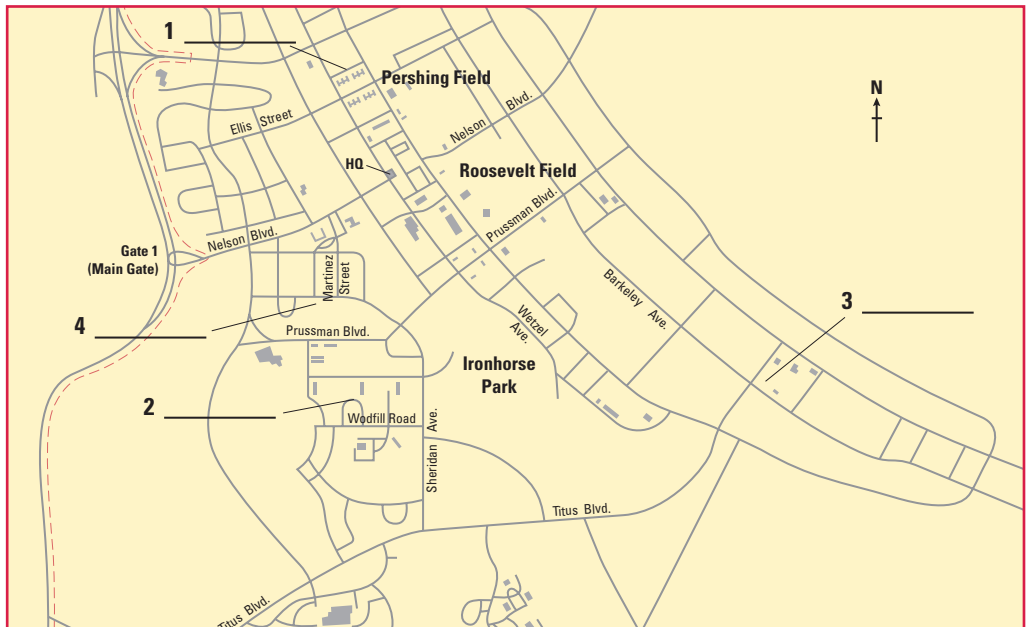
- 1 Which three documents does the guard ask for?
- 2 Is this Sergeant Jones's first visit to Fort Carson?
- 3 What are the post speed limits?


- Housing areas
- All other areas
- Passing troops

Now listen again and mark the location of the Welcome Center.

WORLD ENGLISH

Squared away is a very common expression in the US military. It means *in good shape or ready to go*.



[3,4]  **Task 3** Listen and mark the places on the map in task 2.

Colorado Inn Guest House the 3d ACR HQ Post Exchange

Grammar Verbs and prepositions of movement

Task 4 Complete the sentences. Use these words.

carry on cross go head proceed stay take turn get

(1) *Head* west along highway 83. (2) down Wetzel until you (3) to Prussman Boulevard. (4) west towards the mountains. (5) south onto State Highway 115. (6) the second left. After you (7) Highway 115, (8) in the right lane. (9) past signs for Ft Carson/B Street.

Now work in pairs. Student A, give directions from the Main Gate to three locations. Student B, follow your partner's directions and say where you are.

Writing Task 5 Write directions from the nearest airport or train station to your base.

Task 6 Sergeant Jones reports to the company commander. Tick the topics you think they talk about.

- | | |
|--|---|
| 1 accommodation <input type="checkbox"/> | 4 interests <input type="checkbox"/> |
| 2 deployments <input type="checkbox"/> | 5 previous assignments <input type="checkbox"/> |
| 3 family <input type="checkbox"/> | 6 sports <input type="checkbox"/> |

[5]  Now listen and check your answers.

Task 7 Tick the things that the Captain finds out about Sergeant Jones.

- 1 He was previously assigned to the 2d ACR.
- 2 He was not happy with his previous assignments.
- 3 He is in temporary accommodation at the moment.
- 4 He has two children.
- 5 He plays basketball.

Functional English Reporting procedures

[6]  **Task 8** Listen and complete the conversation.

Reporting in

Sergeant Sergeant Frank Jones (1) permission to enter, sir.

Captain Permission (2)

Sergeant Sir, Sergeant Frank Jones reporting (3)

Captain (4) , Sergeant. Take a seat.

Reporting out

Captain Good. (5) Sergeant. Here's your paperwork.

Sergeant Thank you, sir.

Captain I'll speak to the corporal about seeing if we can speed up your housing.

Sergeant Thank you very much, sir. (6) , sir?

Captain That is all.

Sergeant Request permission to be (7) , sir.

Now work in pairs and practise the conversations.

Speaking Task 9 Work in pairs. Student A, you are going to work in an international headquarters. Student B, you are Student A's new boss. Write the conversation.

Now practise the conversation.

Living off-post

OBJECTIVES

- comparisons (1)
- shops and businesses, housing

Task 1 Work in pairs. Put the places in groups.

- 1 public buildings / services 2 shops / businesses

baker's realtor butcher's church dry cleaner's fire station grocery store
hardware store hospital post office public library stationer's town hall

Now choose four shops and say what you can buy.

Task 2 Work in pairs. Answer the questions.

In your country ...

- 1 do people normally live in houses or flats?
- 2 do soldiers and officers normally live on-post or off-post?
- 3 do soldiers normally live in barrack rooms?
- 4 do military personnel who live off-post get extra money?

WORLD ENGLISH

US
realtor
store
gas station
grocery store
hardware store
pharmacy

UK
estate agent
shop
service station
greengrocer's
ironmonger's
chemist's

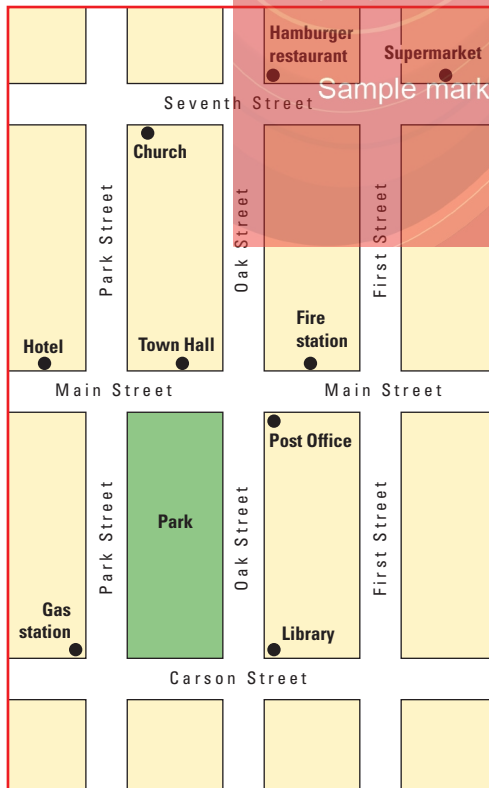
7 Listening



Task 3 Sergeant Jones is visiting the Housing Office. Listen and answer the questions.

- 1 Why is Sergeant Jones going to look for accommodation off-post?
- 2 What is the rent for an average two-bedroom apartment?
- 3 How much is his housing allowance?

Task 4 Listen to the second part of the conversation and complete the forms.



ADDRESS	711 Seventh St
BEDROOMS	(1)
PROPERTY TYPE	(2)
RENT	\$ (3) month + utilities



ADDRESS	1611 Park St
BEDROOMS	(4)
PROPERTY TYPE	(5)
RENT	\$ (6) month + utilities



ADDRESS	210 Main St
BEDROOMS	(7)
PROPERTY TYPE	(8)
RENT	\$ (9) month + utilities

Now find the houses on the map.

Speaking

Task 5 Student A, choose the locations of more places on the map in task 4. Describe the locations to Student B. Student B, guess which place Student A is describing.

WORLD ENGLISH

US

back yard
driveway
front yard
mailbox

UK

back garden
drive
front garden
letter box

Task 6 Label the picture. Use these words.

chimney driveway fence front door front yard
garage roof shutters window



[9] Task 7 Listen and decide who Sergeant Jones is talking to.

Now tick what the woman asks about.

- 1 the trip to Fort Carson 2 the base
3 Frank's new commanding officer 4 his new job
5 accommodation

[10] Task 8 Listen to the rest of the conversation and answer the questions.

- 1 Which house does Frank like? Why?
2 Which house does Sheila think is nice? Why?
3 What do they agree to do next weekend?

Grammar

Comparisons (1)

Task 9 Study the examples.

One thousand dollars with that allowance is **as much as** we're paying at the moment.

It's **as big as** the house that we had at Fort Polk.

I saw a three-bedroom house on Main Street but it's **too expensive**.

There **isn't enough** room for the four of us.

The place on Park Street with two bedrooms is **big enough** for us and the kids ...

Now rewrite the sentences. Use the words in brackets.

- 1 Fort Carson isn't very nice. Fort Polk is nicer.
I don't think Fort Carson is *as nice as* Fort Polk. (nice)
2 The place on Seventh Avenue is dark.
I don't think there's (light)
3 There's no room.
It's for all of us. (small)
4 There are only two bedrooms.
It's not for the four of us. (big)
5 It's smaller than the place on Main St.
It hasn't got the place on Main St. (rooms)

Writing

Task 10 Write a short description of where you live. Compare it with your family home.

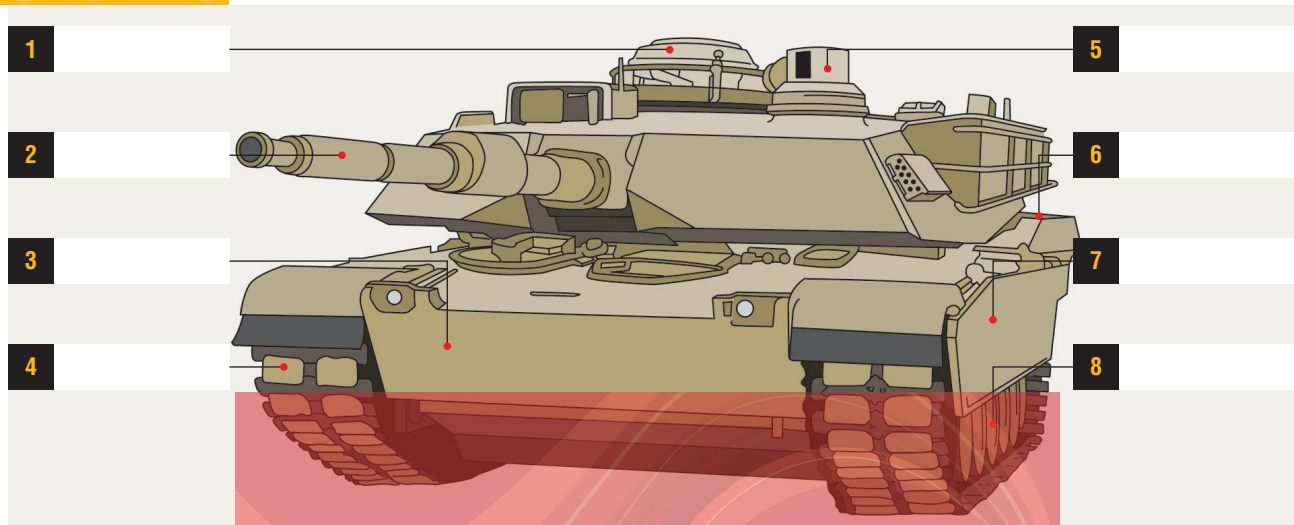
How tanks fight

OBJECTIVES

- comparisons (2)
- armoured fighting vehicle parts
- formations

Task 1 Label the picture. Use these words.

barrel cupola engine deck periscope/gunsight
road wheels side skirt toe plate tracks



Now put the words in groups.

hull main armament suspension turret

Reading

Task 2 Read the text and answer the questions.

- 1 Which tanks do they talk about?
- 2 Which tank has the biggest gun?
- 3 Which tank is the fastest?
- 4 Which tank has the most advanced firing system?

Author	Comment
Bob (UK) 22 FEB 16:21	What's the best tank in the world?
Chris (US) 23 FEB 19:04	I think the finest tank in the world is the Abrams M1A2. Great armor and the most advanced shooting systems.
Pierre (Fr) 24 FEB 19:21	I don't think so. I think the French Leclerc is better. The M1A2 has higher fuel consumption than the Leclerc, but the French tank is faster. In fact, it's one of the fastest tanks in the world.
Pablo (Sp) 24 FEB 20:01	That's right. The Abrams uses lots of fuel. My opinion is that the best tank is the German Leopard 2. It's got the biggest gun and it can fire at the longest range. Also, sorry Pierre, but your tank is slower than the Leopard.
Chris (US) 24 FEB 20:20	OK. The Leopard has got a bigger gun than the M1A2 but the Abrams has the most modern electronics and that means it's more accurate. The M1A2 always gets the best firing results in all the international competitions.
Pablo (Sp) 24 FEB 22:00	I think the Leopard is at least as good as the M1A2.
Bob (UK) 25 FEB 14:00	What about the British Challenger 2? Unlike the Abrams, the UK never lost a Challenger in battle.
Pablo (Sp) 26 FEB 15:03	That's true, but the Challenger is heavier than the Leopard.
Bob (UK) 26 FEB 16:49	Yeah, but it's lighter than the Abrams and it's got lower fuel consumption.
Pierre (Fr) 27 FEB 19:37	I was a tank gunner for eight years. So here is my opinion. The best tank in the world is the one with the best-trained crew.

Grammar Comparative and superlative adjectives

Task 3 Read the text again and put the comparatives and superlatives in the columns.

+ -er / -r / -est / -st	double letter + -er / -est	change y to i + -er / -est	more / most	irregular
finest				

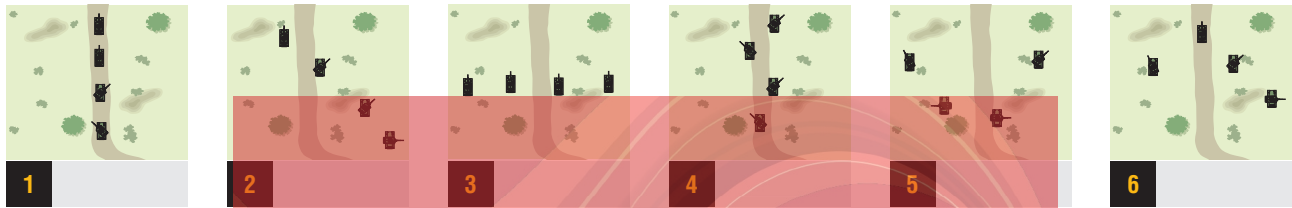
Speaking **Task 4** Work in pairs. List the most important qualities of one of the vehicles ...

- 1 an infantry fighting vehicle. 2 a fighter. 3 a battleship.

Now put the qualities in order of importance.

Task 5 Match the formations and pictures. Use these words.

echelon column staggered column line wedge vee



Task 6 Work in pairs. Complete the table.

Used when ...	column	staggered column	wedge	echelon	vee	line
1 speed is important.						
2 moving along a road or track.						
3 moving through narrow valley or forests.						
4 crossing dangerous ground.						
5 moving in open terrain.						
6 protecting an open flank.						
7 contact with the enemy is unlikely.						
8 contact with the enemy is possible.						
9 contact with the enemy is likely.						
10 assaulting the enemy.						
Fires ...						
11 good fire to front.						
12 good fire to flank(s).						

[11] **Listening** **Task 7** Listen and check your answers to task 6.

Speaking **Task 8** Work in pairs. Decide what formations to use in the situations.

- You are moving through the desert and no contact is expected.
- You are moving through a wooded area and contact with the enemy is likely.
- You are moving across an open field and intelligence reports indicate enemy units on your left flank.
- You are preparing to assault an enemy position.

Ambushed in Orange

OBJECTIVES

- applying rules of engagement

Task 1 Work in pairs. Answer the questions.

- 1 What information can you find in rules of engagement?
- 2 When are soldiers issued with rules of engagement?

Reading

Task 2 Read the rules of engagement and answer true or false.

- 1 The use of force is prohibited unless it is necessary for self-defence.
- 2 Troops are only authorised to open fire if they come under fire themselves.
- 3 Troops must not open fire unless they can clearly identify their target.
- 4 Troops must never endanger the lives of innocent civilians.
- 5 Authorisation is required to use certain weapons.

PEACE SUPPORT OPERATIONS

STANDING ROE

- 1 The use of force is authorised if you reasonably believe that a hostile act or hostile intent is present.
- 2 Use only the force necessary to protect lives and accomplish the mission. Minimum force includes the full range of force up to and including deadly force.
- 3 If it is necessary to use force, then it should be proportionate to the threat. If you are attacked, return fire with aimed shots and with the necessary amount of force.
- 4 Stop using force when you believe that the hostile act has stopped or there is no longer any threat of an imminent attack.
- 5 You should only open fire if you are able to identify the target. Firing must be controlled and not indiscriminate.
- 6 You should not endanger civilians or cause unnecessary injuries or destruction unless it is essential for the preservation of life. In such a case, all reasonable steps should be taken to minimise the damage.
- 7 Do not use heavy weapons, such as mortars or artillery, unless ordered by your commander.

Speaking

Task 3 Work in pairs. Say what ROEs from task 2 apply in the situations.

You are commanding a UN checkpoint ...

- 1 a truck is driving at full speed towards the checkpoint, ignoring the signs ordering vehicles to slow down.
- 2 a large crowd forms near the checkpoint. The crowd are shouting and appear angry. Suddenly, you come under fire from an unidentified sniper in the crowd and one of your soldiers is wounded.

Now say what you will do.

Reading Task 4 Read the text and make notes on ...

- 1 the terrain.
- 2 the location, strength and weapons of enemy forces.
- 3 what you think the enemy will do.
- 4 friendly forces that can give you support.
- 5 your mission.

You are the commander of the 1st Scout Platoon, A Cavalry Troop. A month ago your squadron deployed to the country of Orange to reinforce the peacekeeping (PK) force deployed there. The initial response from local civilians was positive but there is growing tension. The Greens, believe that the PK forces are denying them territory that they seized last spring. Yesterday, some PK units were fired at by snipers and a supply unit received about 15 rounds of 82 mm mortar fire, killing two peacekeepers.

Early this morning your squadron was ordered to move from its assigned area 30 miles southeast and to join up with units from the 82d Airborne Division. This move is intended to reinforce those units in the face of the increasing hostility. Your platoon is mounted on Bradley CFVs. In addition to your platoon weapons, you have a squad of Dragon anti-tank missiles (four two-man teams) attached. Artillery is not allowed to be used near towns and villages, but there is a section of Apache attack helicopters on station.

As your platoon approaches the small town of Yanes, a town that the Greens claim as their territory, a local farmer runs up to the lead track waving his hands. He says that there are Orange soldiers with lots of supplies in the town searching for food and heating oil. They are treating the people badly, he says, and appear to be drinking.

You radio a situation report to your troop commander. Several minutes later he gives you an order to advance and secure the town. As your lead track approaches the town, you receive 12.7 mm machinegun fire to your right front, and an anti-tank missile explodes close to the lead track. It's 1000 hrs, cloudy, and about 18 degrees centigrade.

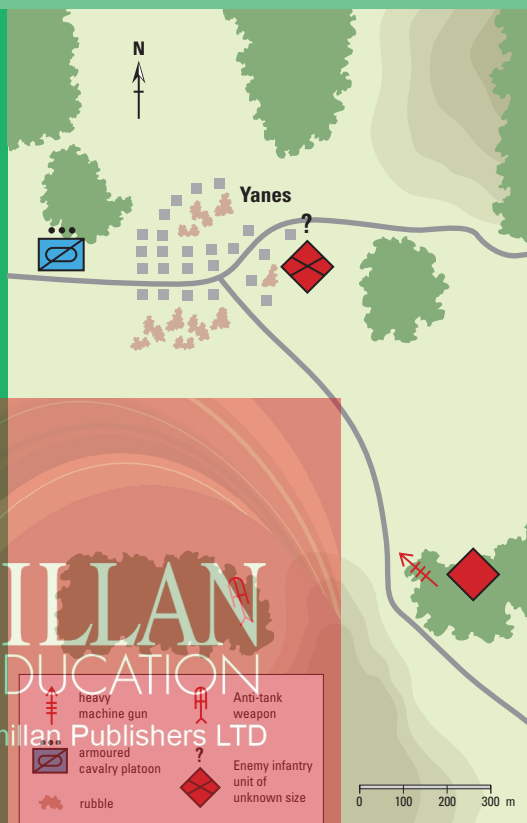


Table of organisation

Team A: Tracks 2 and 3
Team B: Tracks 6 and 4 (platoon sergeant)
Team C: Tracks 1 (platoon leader) and 5
Dragon squad: four two-man teams

Now use your notes to give a briefing on the situation.

Speaking Task 5 Work in groups. Decide what ROEs from task 2 will affect your plan.

Now make a plan to complete your mission. Decide on the tasks for ...

- | | |
|-----------|-----------------|
| 1 Team A. | 3 Team C. |
| 2 Team B. | 4 Dragon squad. |

Task 6 Present your plan to the class.

Now answer the questions.

- 1 Did all the groups have the same solution?
- 2 What things were the same?
- 3 What things were different?

Listening scripts

CD track numbers are listed in square brackets.

Unit 5 The 3d ACR

alpha

Task 7 [1]

- 1 the 3d Armored Regiment
- 2 The 502d Infantry Brigade forms part of the 101st Airborne Division.
- 3 The 307th Engineer Battalion is based at Fort Bragg.

bravo

Task 2 [2]

- A Good morning, welcome to Fort Carson. State your business please.
- B Good morning, I'm Sergeant Jones. I'm here to process in.
- A What's your unit please, Sergeant Jones?
- B It's the 3d ACR.
- A Can I see your orders, military ID card and car registration, please?
- B Of course, just give me a minute to find everything.
- A No problem.
- B Here you. My orders, driving licence and car registration.
- A Thank you. Your documents are in order. Is this your first visit to Fort Carson?
- B Yes, it is.
- A Do you know that you must report to the Welcome Center for in-processing?
- B Yes, I do.
- A Do you know where the Welcome Center is?
- B I know it's building one two one eight.
- A That's right. This road in front is Nelson Boulevard. Go down Nelson and carry on till you get to the HQ building. Turn left onto Wetzel Avenue and continue down Wetzel Avenue till you get to Ellis Street. The Welcome Center is right in front of you. It's on the corner of Wetzel Avenue and Ellis Street. You got that?
- B I think so. I go down Nelson Boulevard, take a left onto Wetzel when I get to the HQ building and carry on till Ellis Street.
- A That's right. You got it.
- B Thank you.
- A Have a nice day. And don't forget the speed limits.
- B Sorry?
- A I said don't forget the post speed limits. 20 miles per hour in housing areas, 30 miles per hour in all other areas and ten miles per hour when you're passing troops.
- B OK, and thanks again.

Task 3 [3]

- A Good morning welcome to the Welcome Center. I'm Sergeant Chambers. How can I help you?
- B Good morning, yes I'm Sergeant Frank Jones. I'm here to in-process.
- A OK, Sergeant. What unit are you going to?
- B I'm going to the 3d ACR.
- A Can I have your orders, please?

- B Here's my Military ID, orders, DD-214 and personal records in this file.
- A OK, Sergeant here's your paperwork back.
- B Can you tell me where the temporary quarters are? I have a reservation in the Colorado Inn Guest House.
- A It's a good thing you made a reservation, I think the temporary quarters are full. Here have a look at this map. We're here, on the corner of Wetzel and Ellis.
- B Uh huh.
- A The Colorado Inn is located on Woodfill Road. The most direct route is to head south down Wetzel. Go past the HQ building and carry on down Wetzel until you get to Prussman Boulevard. Turn right onto Prussman and carry on till you get to Sheridan. Turn south onto Sheridan. Go past Ironside Park – that's on your left – and take the third right. That's Woodfill. The Colorado Inn is on your right. You got that?
- B Yeah. I go down Wetzel. I turn right onto Prussman and I carry on down Prussman till I get to Sheridan. I turn left onto Sheridan and I take the third right.
- A You got it.
- B OK, that brings me to my next question, how do I get to my unit and the PX?
- A Your unit HQ is on Barkeley. Head east along Ellis and then turn south onto Barkeley. Barkeley is on the left, turn along Barkeley, past Pershing Field and Roosevelt Field on your right, go past the intersection with Titus Boulevard and your unit is on the left.
- B And the Post Exchange?
- A Yeah. The PX is on Martinez Street. That's here, near the gate where you entered the installation. Go back down Wetzel Avenue and when you get to the HQ building, turn right onto Nelson. Go down Nelson and take the second left. That's Martinez. The PX is at the end of the street on your right.
- B Thanks. Can I have a map of the fort?
- A Sure take this one. I'll ring the corporal in your unit HQ and let him know you're on your way. His name's Corporal Smith.
- B Thanks and thanks again for everything.
- A Don't mention it.

Task 6 [5]

- A Mrs. Williams? I'm Sergeant Frank Jones. I'm here to report for duty, and see Captain Paige, ma'am. Corporal Smith said the Captain wanted to speak with me when I got in, ma'am.
- B Yes, Sergeant Jones that's correct, first welcome to the 3d ACR. It's a pleasure to have you on board. The Captain's expecting you. You can go right in.
- A Yes, ma'am. Thank you.
- C Yes?
- A Sergeant Frank Jones requests permission to enter, sir.
- C Permission granted.

- A Sir, Sergeant Frank Jones reporting as ordered.
- C At ease, Sergeant. Take a seat.
- A Thank you, sir.
- C Can I see your orders and personal file please?
- A Yes, sir. Here you are, sir.
- C Well, let's see here, you're transferring in from the second armored cavalry at Fort Polk. Good scores on all your last exams. You have no history of disciplinary problems; that's very good. Tell me, Sergeant, why did you request a transfer to this unit?
- A I believe there are more opportunities in this unit, sir. And the *Brave Rifles* are one squared away unit, sir.
- C I hope that doesn't mean you had problems in your last assignment.
- A No, sir. It does not, sir. The 2d ACR are a good unit, sir.
- C OK, you're replacing Sergeant Dickens, he was a good man and well liked. You'll have to work hard to fill his shoes.
- A Yes, sir. I will, sir.
- C How did everything go at the Welcome Center? Did they get you squared away?
- A Yes, sir. I'm in temporary accommodation, sir.
- C And what about your family? Are they here with you?
- A No, sir. They are still at Fort Polk. They'll join me when I get housing.
- C Well, we need to get that squared away as soon as possible. You'll need to talk to the Housing Officer. Tell Corporal Smith to make you an appointment.
- A Yes, sir. Thank you, sir.
- C I see here you played some basketball in school and a little in college before you joined the army.
- A Yes, sir, I was a forward and guard.
- C We have a company team, you might interested in coming out to a practice.
- A Yes, sir. I would be, sir.
- C Good. That's all Sergeant. Here's your paperwork.
- A Thank you, sir.
- C I'll speak to the Housing Officer about seeing if we can speed up your housing.
- A Thank you very much, sir. Will that be all, sir?
- C That is all.
- A Request permission to be dismissed, sir.
- C Dismissed. Sergeant, one more thing.
- A Yes, sir?
- C Welcome to the *Brave Rifles*.
- A Yes, sir and thank you, sir.

Task 8 [6]

- A Yes?
- B Sergeant Frank Jones requests permission to enter, sir.
- A Permission granted.
- B Sir, Sergeant Frank Jones reporting as ordered.
- A At ease, Sergeant. Take a seat.
- B Thank you, sir.
- A Good. That's all Sergeant. Here's your paperwork.
- B Thank you, sir.

- A I'll speak to the corporal about seeing if we can speed up your housing.
 B Thank you very much, sir. Will that be all, sir?
 A That is all.
 B Request permission to be dismissed, sir.
 A Dismissed.

charlie

Task 3 [7]

- A Good morning.
 B Hi.
 A I'm Sergeant Jones. I have an appointment for ten hundred.
 B That's right. I'm Brenda Connell. I'm the housing officer.
 A Pleased to meet you, ma'am.
 B Nice to meet you Sergeant and welcome to Fort Carson. Now, what can we do for you?
 A Well, I got here yesterday and I'm staying in temporary quarters. I left my wife at Fort Polk in Louisiana and I'm looking for housing so she can join me.
 B Well, we may have a small problem. There isn't enough housing for everybody on-post at the moment and there's a waiting list of about six months.
 A Six months! So, I can't bring my family here for six months.
 B Well, there's another option. You could consider renting a house or flat off-post.
 A Is that expensive?
 B Well, it depends. The average monthly rent for a one-bedroom apartment is about five hundred dollars and up.
 A That's too small. We've got two children, ma'am.
 B OK, so you're looking at a two-bedroom or three-bedroom place?
 A That's right.
 B Well, a two-bedroom apartment is about six hundred and fifty dollars and a three-bedroom apartment is about eight hundred and fifty. However, those figures do not include utilities, water, electricity or trash.
 A Are those prices for furnished apartments?
 B No, there's no furniture but you can rent furniture.
 A It sounds expensive to live here.
 B I guess it is, but there's quite a good housing allowance.
 A How much is the allowance?
 B That depends on your rank. Let me have a look. Here it is. As a sergeant, you get a housing allowance of eight hundred and sixty-five dollars. But that has to cover your rental, insurance, furniture rental, utilities and so on.

Task 4 [8]

- A Do you have any information about properties?
 B Well, that's normally the realtors who have that information, but I do have some places here. Do you know what area you want to live in?
 A I don't know the area at all.
 B Well, I can recommend an area called The Pines. It's close to the base, it's quiet and not too expensive. There are good facilities and a lot of military families live there.
 A It sounds like a good place to start. Do you have information about rental properties there?

- B Sure. Here's a map of The Pines. There's an apartment to rent on Seventh Street. It's got two bedrooms and it's not expensive. Let me see, it's seven hundred and fifty a month. It's above a hamburger restaurant and it's quite noisy but it's also near to a church and there's a supermarket close by. Still, it's an old building and it's quite pretty.
 A You got anything else, ma'am?
 B I've got a two-bedroom house on Park Street. Here it is. It's opposite the park. It's modern and bright. The only thing is, that it's next to a gas station.
 A How much is that, please?
 B That one's nine hundred and twenty-five a month.
 A Anything a little bigger, ma'am?
 B Yeah, I think so. Here's one. A three-bedroom house on Main. It's behind the post office and in front of the fire station. This is a bit more expensive. It's one thousand dollars a month.
 A Well, this is something to start with. Can I get the keys and have a look at these places?
 B You need to see the realtor. They're called Pines Association of Realtors. Do you want the phone number?
 A Yes, please.
 B OK, it's 719 0700 1453.

Task 7 [9]

- A Hi, honey.
 B Hi, Frank.
 A How are the kids?
 B Oh, they're OK. But we all miss you.
 A Me too, honey.
 B How was your trip?
 A Ah, nothing special. I got here on Sunday night and booked into a motel. Then I went out to the base first thing on Monday morning.
 B And, how are you settling in?
 A Oh, good. Yesterday morning, I saw my commanding officer – a guy called Captain Paige.
 B What's he like?
 A He seems like a nice guy. And then yesterday afternoon, I went round to the Housing Office.
 B Great! What did they tell you?
 A Well, it's going to be hard to get accommodation on the base. They've got a six-month waiting list.
 B Ah, honey!
 A Yeah, well there's another option. We could live off-post.
 B Well now, that depends. How much are houses and what's the housing allowance like?
 A The allowance is good. We get about eight hundred and fifty. And this morning I called the realtor and I went to see some places.
 B Uh huh, and are you going to tell me about it?

Task 8 [10]

- A Well, first of all I went to see an apartment. It's got two bedrooms but it's small and I think we're going to be cramped. It's cheap but it's quite an old building and it's a bit dark.
 B Doesn't sound too good.
 A Hang on. It gets better. After that, I went to see a two-bedroom house. I really liked it. It's modern and it's quite spacious for a two-bedroom place. It's got big windows and it's really bright. And the area's really nice. It's quiet and there's a park opposite the house and I

- think it's really safe for the kids to play.
 B Yeah, but there isn't enough room for the four of us.
 A I don't know, honey. The kids could share a bedroom. It's as big as the house that we had at Fort Polk.
 B Yeah, Frank but that's not what we agreed. The kids are growing up and they need their own bedroom. Now, tell me, what else did you see?
 A Well, I saw a three-bedroom house on Main Street but it's too expensive.
 B You gonna tell me about it?
 A Well, it's large and expensive and it's quite noisy. It's opposite the fire station.
 B I don't mind the noise and it would be great to have space. It sounds nice. And in front of the fire station would be nice for the kids.
 A Honey, it's too expensive.
 B Frank, the housing allowance is more than we get at the moment and I think that one thousand dollars with that allowance is as much as we're paying now.
 A Yeah, but then there's furniture and utilities. It's too expensive. The place on Park Street with two bedrooms is big enough for us and the kids and we'll save a lot of money.
 B Honey, I'll leave the kids with my mother this weekend and I'll fly over there. Then, we can look at some places together.
 A That's a good idea. But when you see the place opposite the park, you're going to love it.
 B We'll see. But I don't think so. Now, what else? Did you speak to someone about a school for the kids?
 A Sheila, I only got here yesterday.
 B Frank!

Task 7 [11]

- A Good morning, my name is Sergeant Ambrose. This is the second lesson on tactics for tanks and armored vehicles. My aim in this lesson is to explain the basic formations for tank and scout platoons. I'll begin by explaining the basic formations with visual aids in the form of slides. After that, I'll stop for questions and we will then leave the classroom for a practical demonstration of armored vehicle formations given by second scout platoon.

There are six basic formations used by armored vehicles. These are the column, staggered column, wedge, echelon, vee and line. I will now explain when these formations are used and talk about the advantages and disadvantages of the different formations.

This slide shows the column formation. This formation is used when speed is important and when the platoon is moving along a route, such as a road or track, or through restrictive terrain, like a forest, or narrow valley. The column formation is not used when contact with the enemy is likely. Vehicles in a column can advance and keep their position by following the leader and the formation is therefore easy to maintain. However, a column is not a good battle formation. The column formation permits excellent fires to the platoon's flanks but only the lead track can fire to the front.

This next slide shows the staggered column. This formation is a modified column with one section leading and one section in the rear to provide cover. The staggered column is used when speed is important and when contact with the enemy is possible. The staggered column permits good fire to the front and flanks.

This next slide is the wedge formation. A wedge is the best formation to meet every possible situation, including when contact with the enemy is expected. This formation is employed when the platoon is moving in open terrain. This formation gives excellent firepower to the front and good firepower to the flanks. All tanks in the unit can fire straight ahead, and at least three tanks can cover either flank.

The echelon formation has two variations: echelon right and echelon left. This formation is when the platoon is moving across open terrain, when contact with the enemy is likely and when the platoon needs to protect or screen an exposed flank or the flank of another moving force. The echelon formation gives excellent firepower to the front and to one flank.

This next slide shows the vee formation. The vee formation is used when the platoon is travelling in restricted terrain and contact is likely. This formation provides excellent protection and control, but gives limited fires to the front.

This is the line formation. It is used when the platoon crosses danger areas or when the platoon assaults enemy positions. This formation gives maximum firepower to the front but the platoon is open to ambush from the flanks. Obviously, only one tank can cover each flank.

That is the end of this first part of the lesson. What's the first question? No questions? Private Parks. What formation is used to assault the enemy?

- B The line formation, sergeant.
- A Good. And why the line formation and not some other formation?
- B Because the line formation permits maximum firepower to the front.
- A Good. Lance Corporal Jones, what formations give ...



Sample marketing text © Macmillan Publishers LTD

Files

File 1 (Unit 5 alpha)



MACMILLAN
EDUCATION

Sample marketing text © Macmillan Publishers LTD

Macmillan Education
Between Towns Road, Oxford OX4 3PP
A division of Macmillan Publishers Limited
Companies and representatives throughout the world

ISBN 1-405-06944-9

Text © Simon Mellor-Clark and Yvonne Baker de Altamirano 2004
Design and illustration © Macmillan Publishers Limited 2004

All rights reserved; no part of this publication may be reproduced, stored in a retrieval system, transmitted in any form, or by any means, electronic, mechanical, photocopying, recording, or otherwise, without the prior written permission of the publishers.

Designed by Keith Shaw, Threefold Design Limited
Illustrated by Peter Harper, Ben Hasler
Cover design by Keith Shaw, Threefold Design Limited
Cover photograph by Commonwealth of Australia – Department of Defence.
Picture research by Kevin Brown.

The authors and publishers would like to thank the following for permission to reproduce their photographs: Don Prectel Fine Art for p. 2; Ace Stock p.7 middle top; Corbis p.7 top left; Getty Images pp. 7 middle & bottom.

Printed and bound in the UK by Ashford Colour Press
2008 2007 2006 2005 2004
10 9 8 7 6 5 4 3 2 1