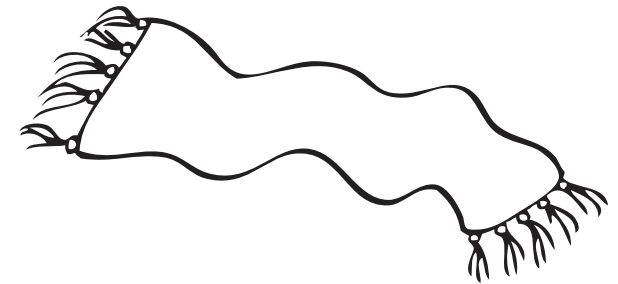


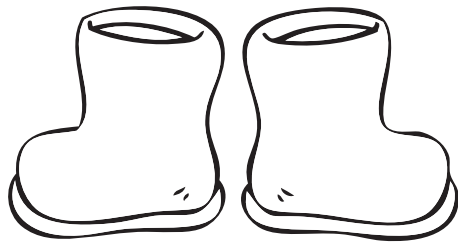




3 Tidy up!




Patch the Puppy 1



Unit 3 Tidy up!


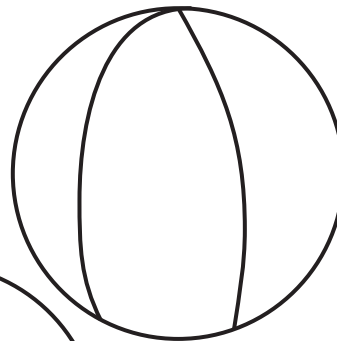

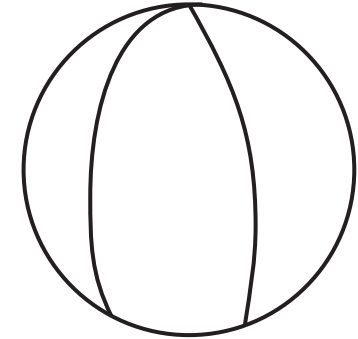
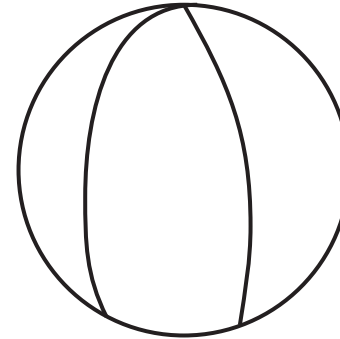
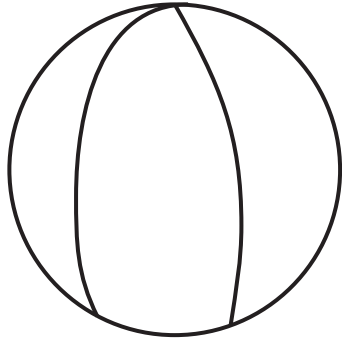
Extra worksheet 1

- Colour the toys.
- Listen to the **Let's play song** CD1  track 33 and point to the doll, teddy, car or ball as appropriate.

3 Tidy up!



Patch the Puppy 1



Unit 3 Tidy up!



Extra worksheet 2

- Draw a circle around the groups of balls. Then colour the balls (any colour).
- Count the balls in each group.

3 Tidy up!



Patch the Puppy 1



Unit 3 Tidy up!

Extra worksheet 3

- Colour the fast car. Then colour the slow car.
- Fold the worksheet on the dotted line. Show the fast car or slow car and move it quickly or slowly according to the teacher's prompts.

3 Tidy up!




Patch the Puppy 1



Unit 3 Tidy up!

Worksheet 4

- Tear red tissue paper to decorate the doll's dress.
- Listen to the first verse only of the **Let's play song** CD1  track 33 and pretend to rock the doll.