

1 Is this Patch?



Patch the Puppy 2




Unit 1 Is this Patch?


Extra worksheet 1

- Match the ear, nose, mouth, hair and eyes of the policeman and Ana.
- Point to the parts of the face and name them.

1 Is this Patch?




Patch the Puppy 2



Unit 1 Is this Patch?

Extra worksheet 2

- Colour the policeman's helmet blue.
- Cut out the helmet and put elastic where indicated or stick onto a headband.
- Sing the I'm a Policeman song CD1  track 13 wearing the helmet.


1 Is this Patch?



Patch the Puppy 2

Unit 1 Is this Patch?

Extra worksheet 3

- Cut out the face parts.
- Stick the hair, nose, mouth and eyes onto Patch's face.
- Sing the Is this Patch? story song CD1  track 21 and point to the parts of the face.

1 Is this Patch?




Patch the Puppy 2



Unit 1 Is this Patch?

Extra worksheet 4

- Match the face parts to correct dog.
- Point to the feature the teacher says, e.g. Big nose.
- Sing the Is this Patch? story song CD1  track 21 and point to the parts of the face.