

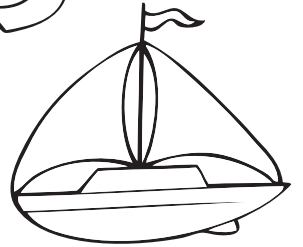
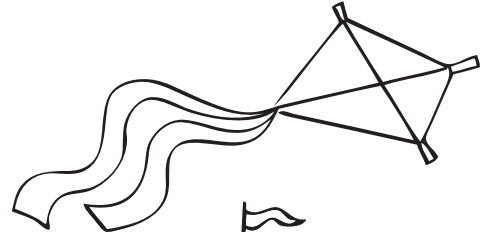
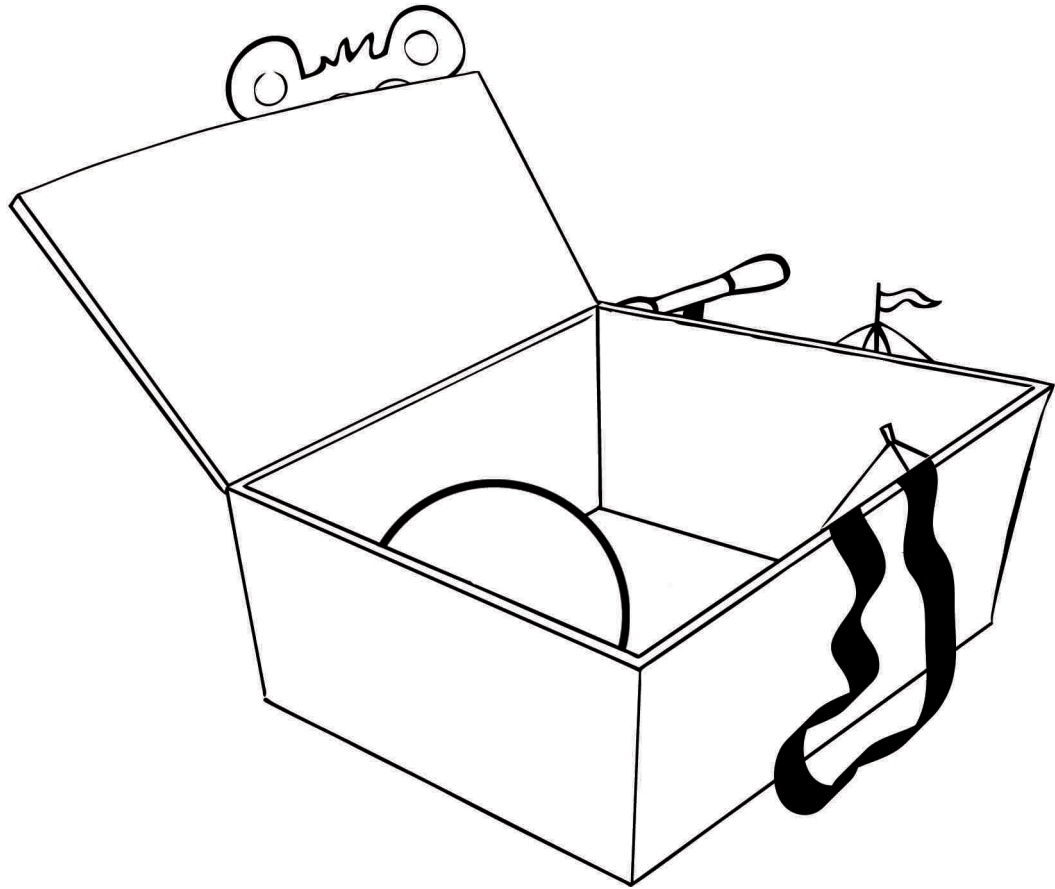



3 Let's go!




Patch the Puppy 2




Unit 3 Let's go!






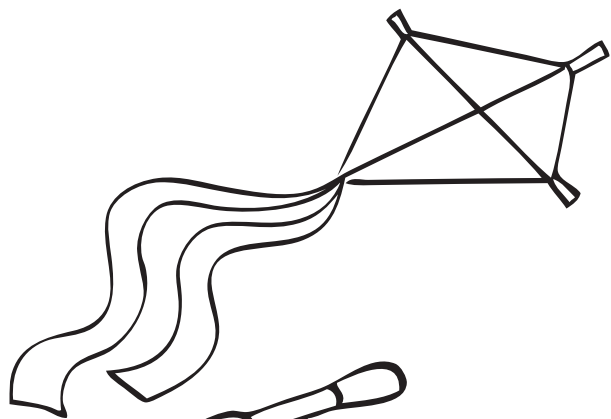
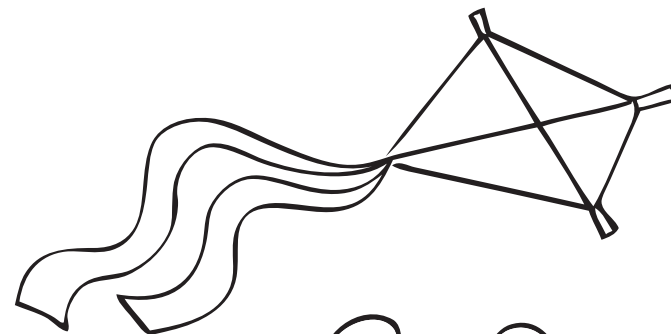


Extra worksheet 1

- Match the teddy, kite, boat, scooter and ball to the hidden toys in the box.
- Sing the **My blue scooter song** CD1  track 37 and point to the toys.

3 Let's go!



Patch the Puppy 2



Unit 3 Let's go!

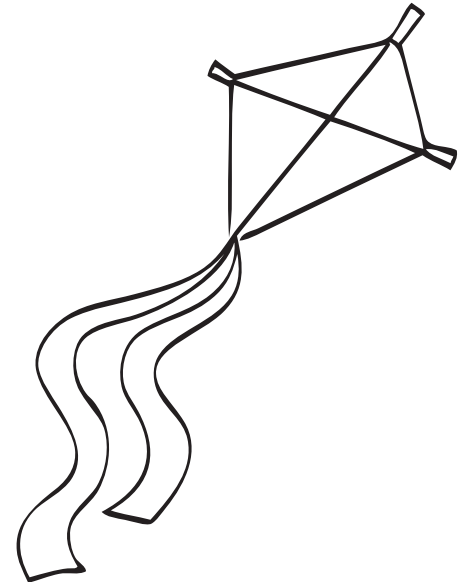
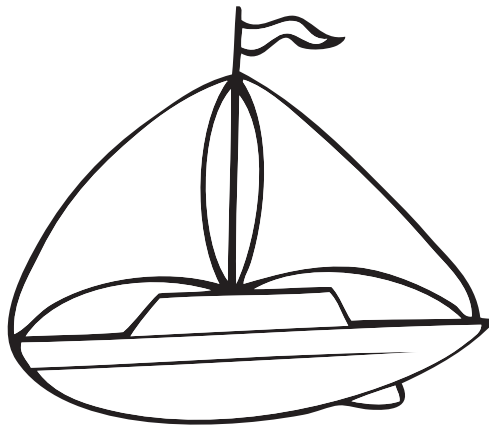



Extra worksheet 2

- Colour the toys yellow, blue, red, green pink or brown as you wish.
- Listen to your teacher and if you have the toy they say in the right colour, e.g. **red scooter**, cross it out.
- If you make a line, shout, **Bingo!**

3 Let's go!




Patch the Puppy 2




Unit 3 Let's go!


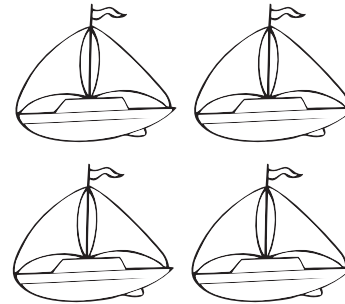
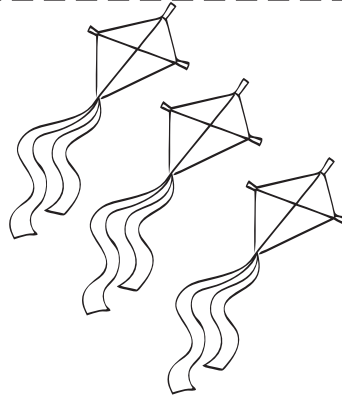


Extra worksheet 3

- Colour the ball, scooter, teddy, boat and kite.
- Cut out the toys along the dotted lines.
- Sing the **Sail the boat song** CD1  track 40 and move the appropriate toy up and down in time with the music.
- Work in twos. Play **Snap, Where's the... ? or Memory** with your cards.

3 Let's go!




Patch the Puppy 2



Unit 3 Let's go!

Extra worksheet 4

- Colour the toys.
- Cut out the strip along the dotted lines.
- Fold along the block lines to make a zig zag book.
- Count the toys. Say the **How many...? chit chat routine** CD1  track 44