

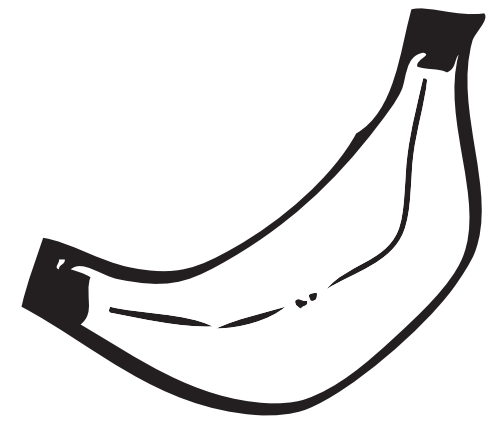




6 Patch's shop




Play with Patch




Unit 6 Patch's shop




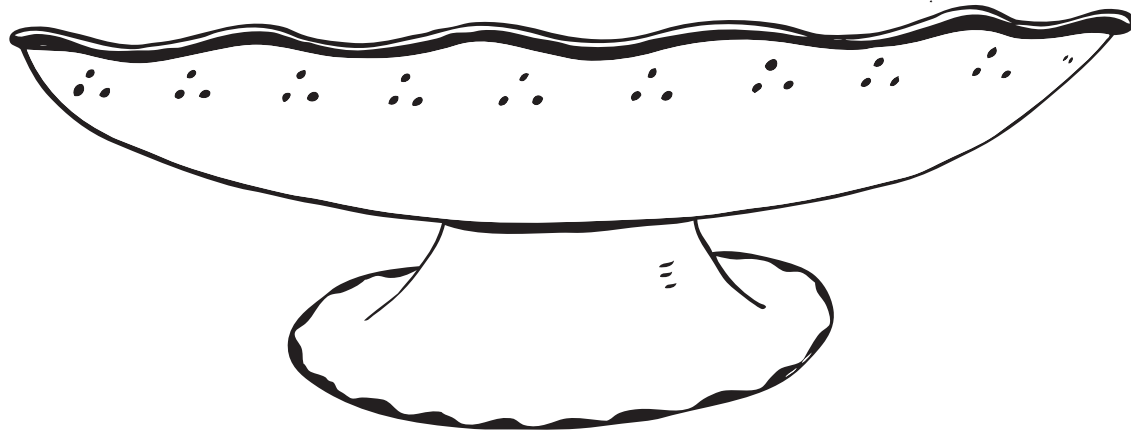
Extra worksheet 1

- Draw a line around the fruit. Then colour the fruit.
- Listen to the **Fruit song**,  track 46 and point to the apples, bananas or pears as appropriate.

6 Patch's shop




Play with Patch



Unit 6 Patch's shop

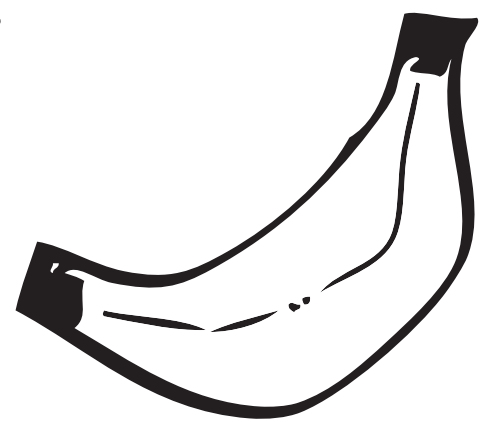

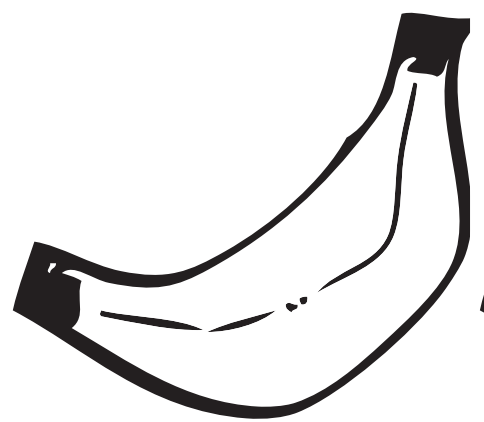


Extra worksheet 2

- Colour the fruit. Punch along the dotted lines. Then stick the fruit into the bowl.
- Listen to the **Fruit song**,  track 46 and point to the apple, pear or banana as appropriate.

6 Patch's shop




Play with Patch



Unit 6 Patch's shop

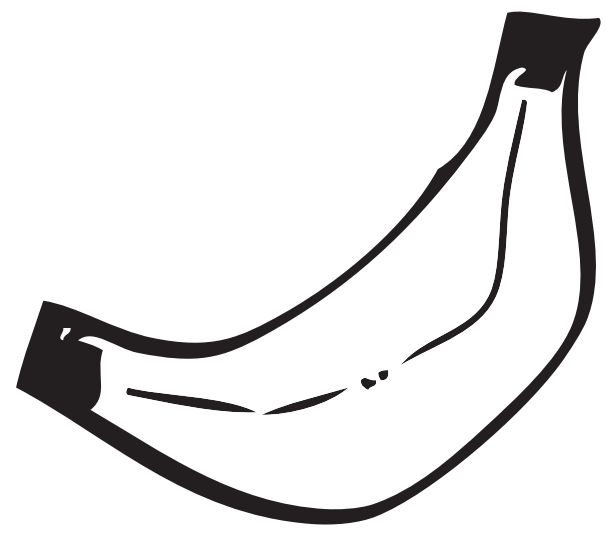


Extra worksheet 3

- Colour the fruit. Then count the apple, pears and bananas.
- Listen to the **Fruit song**,  track 46 and point to the apple, bananas or pears as appropriate.

6 Patch's shop




Play with Patch



Unit 6 Patch's shop

Extra worksheet 4

- Colour the fruit. Fold the page along the dotted lines.
- Play '**Here you are / Thank you**', offering different fruit to the children.
- Listen to the **Fruit song**,  track 46 and the children turn their page to the correct fruit.