

Инструкция по активации кода к интернет-ресурсу для учащегося Optimise





Welcome to the new look Macmillan Education Everywhere website. Please register or log in below to access all your Macmillan digital resources.


Регистрацию нужно пройти только один раз.
Далее следует выбирать поле **Already Registered**,
вводить свои логин и пароль.



First time visitor?

Register now and enter your access code to get started.

Register



Already registered?

Log in to your Macmillan account.

Username

Please enter your username

Password

Please enter your password

[Forgot Username?](#)

[Forgot Password?](#)

Log in

Register

[Home](#) > Register

Enter your access code to download and use your resource. Here is an example: MAXP123234345435657

Check code

[Cancel](#)

Введите код доступа к интернет-ресурсу, который находится на внутренней стороне обложки учебника

Register

[Home](#) > Register

Enter your access code to download and use your resource. Here is an example: MAXP123234345435657

Check code




Нажмите на кнопку
проверки кода

[Cancel](#)

Register

[Home](#) > Register

This code is valid for:

 Optimise B1 Student's Book Pack

Please enter your details.

Already a Macmillan user? [Log in here](#)

First name

Имя

Last name

Фамилия

Country of residence

Страна

Date of birth


Day

Month

Year

Дата рождения

Заполните
регистрационную
форму



Language English

Country


Date of birth

Day Month Year

If you are a minor in your country, please enter the email address of your parent, guardian or teacher.

Email address

Confirm email address



Обратите внимание!

Если пользователь не достиг совершеннолетнего возраста, то в строку Email address впечатывается адрес родителей (законных представителей) ребенка.

Адрес эл.почты

Email address

Адрес эл.почты
подтвердить

Confirm email address

Имя пользователя
создать

Please choose a username and password to log in to the site.

Username

Пароль
создать

Password

Пароль
подтвердить

Confirm password

Поставить отметку

I agree to the [terms and conditions](#) and that my personal data is stored and processed in accordance with the [Privacy Policy](#) and [Cookies Policy](#).

Register and activate code



Нажмите на кнопку
активации кода

Optimise

[Home](#) > [Optimise](#)

Ваш ресурсный центр!



Your content

Нажмите View для перехода в
онлайн-рабочую тетрадь



Online Workbook

→ View



Student's Book eBook

→ View

☁ Download



Student's Resource Centre

→ View



Your courses

Activate a course

Start course

Optimise B1+ Online Workbook

Join class

Course contents

Score

Course progress

Messages



You have no messages.


Для присоединения к классу, нажмите Join class, введите пароль, который Вам дал учитель.



Optimise


[Home](#) > [Optimise](#)

Ваш ресурсный центр!

 Your content




Online Workbook

 View



Student's Book eBook

 View

 Download



Student's Resource Centre

 View

Вы можете скачать цифровую версию учебника, нажав на Download, и работать в режиме офлайн





1 This is me

READING | Multiple choice | A magazine interview

1 In pairs or as a group, add more words and phrases to the categories for describing people.

Hair and facial hair	long, dark haired, moustache
Face and complexion	blue eyes, pale skin, freckles
Height and build	tall, thin, muscular
Appearance and personality	friendly, serious, fashionable

EXAM SKILL

Skimming

- Skimming is reading quickly to get the general meaning of a text.
- When you skim, move your eyes quickly over the text without going back. Focus on the general ideas and don't worry about words you don't understand.

2 Which words and phrases in Exercise 1 can you use to describe yourself?

3 Read the text quickly and then choose **T (True)** or **F (False)** for the statements.

- Forensic artists usually draw pictures of people they know very well. **T / F**
- Their pictures often help the police do their job. **T / F**
- They sometimes draw people from a long time ago. **T / F**
- Computer programs can help them get the picture right. **T / F**
- To a forensic artist, 'curly hair' and 'wavy hair' are exactly the same thing. **T / F**
- Forensic artists rarely draw faces. **T / F**

OPTIMISE YOUR EXAM

Multiple choice

- When you are not sure of an answer, cross out the answers that are definitely wrong.
- When you are left with two possible answers, read them again carefully and check the relevant part of the text. Then make your final choice.

JOBZONE

What do they do all day?

READING 1

This week: forensic artists

Karen Jacobs works as a forensic artist.

Karen, what is a 'forensic artist'?
What do you do all day?

In simple words, I draw people! For example, the police contact me when a witness sees someone commit a crime. I listen to the description of the criminal and turn the description into a picture.

So, forensic artists help catch criminals?

In a way, yes! Do you know who Lois Gibson is? She's in the Guinness Book of World Records as the world's most successful forensic artist. Her pictures help catch lots of criminals - over 1,300 of them so far!

Do you only draw criminals?

No, I also draw historical figures. I do lots of work for TV programmes and museums. At the moment, I'm working on a TV documentary about ancient Egypt. We're making drawings and 3D models of the pharaohs. It's fascinating.

Do you use a pencil and paper?

Yes, but we also use computers. These days, technology is developing very quickly. It's really useful, and there are some great computer programs we can use. When a witness says that a person wears glasses, for example, we can bring up on screen different styles of glasses for the witness to choose from.

What skills do you need for your job?

Forensic artists do need good drawing skills, of course, but they also need good people skills. We often work with people who are upset, so we help them remember clearly and give us enough detail. Perhaps the witness says the criminal has curly hair. We try to find out exactly what they mean by 'curly'. For example, is 'wavy' a better word? A forensic artist also needs to be an expert in different hairstyles!

What do you know about faces?

Faces obviously change as we get older. But this is interesting: the face of a shy person changes differently to the face of a lively, sociable person. And do you know which part of your face continues to grow all through your life? Your nose!



4 Read the text again. For questions 1-4, choose the answer (A, B, C or D) which you think fits best according to the text.

- What does Karen Jacobs do regularly?
A She helps Lois Gibson solve crimes.
B She meets criminals and draws them.
C She listens to police officers describing criminals.
D She draws pictures of criminals and people from the past.
- Karen says she sometimes uses modern technology to
A find pictures that match someone's description.
B find pictures of real people online.
C design different types of glasses.
D have video calls with witnesses.
- Good people skills help a forensic artist to
A draw more artistic pictures.
B learn about different hairstyles.
C communicate better with witnesses.
D not get upset while they're working.
- What advice might a forensic artist give to someone interested in the job?
A Find out what criminals often look like, then make all your drawings look like that.
B Make sure you visit a library to read about the history of hairdressing.
C Try to be lively and sociable so that criminals are happy to tell you what they know.
D Learn about how faces change and find out how technology can help you.

5 Complete the sentences with highlighted words or phrases from the text.

- When you _____ something _____ on a computer screen, you make it appear.
- A _____ is someone who sees something happening, such as an accident or a crime.
- If someone is _____, they're very good at something.
- An _____ is a person who knows a lot about a subject.
- When you _____ something _____ something else, you make the first thing become something different.
- 'To _____' is an informal way of saying 'to become older'.
- If something is _____, it's extremely interesting.
- Someone who is _____ is sad, angry or annoyed.


THINK RESEARCH | CULTURE | LEARN | ME

Choose a person you know and think about how their appearance might change in the future. Describe them as they might be in ten years' time.

Optimise

[Home](#) > [Optimise](#)

Ваш ресурсный центр!

 Your content



Online Workbook

[View](#)



Student's Book eBook

[View](#)

[Download](#)



Student's Resource Centre

[View](#)

Переход к аудио- и видеофайлам и другим дополнительным материалам



Optimise

[Home](#) > [Optimise](#)



Student's Resource Centre



Worksheets and videos



Class and Workbook audio



Optimise

[Home](#) > [Optimise](#)



Your content



Online Workbook

[→ View](#)



Student's Book eBook

[→ View](#)

[☁ Download](#)



Student's Resource Centre

[→ View](#)

Желаем приятной работы!