

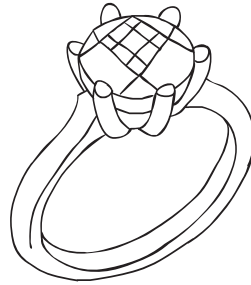



# Student's Worksheet



## Your Valentine's Day Card



TASK 1. Find words for the pictures in the wordsearch. List them below. The first letters are given.



Q	E	Y	B	N	C	A	R	D	L
U	T	J	F	D	V	M	O	K	G
W	A	S	V	K	I	S	S	X	F
E	Z	D	I	C	B	U	E	N	D
C	H	O	C	O	L	A	T	E	S
A	T	V	F	H	S	J	G	C	I
P	H	E	A	R	T	R	D	U	P
I	O	X	N	I	Z	E	G	P	V
Q	G	T	R	N	P	U	W	I	M
B	U	V	A	G	I	Q	C	D	A



R\_\_\_\_

C\_\_\_\_\_

C\_\_\_\_\_

C\_\_\_\_\_

K\_\_\_\_

H\_\_\_\_\_

R\_\_\_\_\_

D\_\_\_\_\_

# Student's Worksheet B

## Your Valentine's Day Card




TASK 2. Follow the instructions to finish the Valentine's Day card.

1. Choose one of the poems and write it on the card.

Roses are red,  
Violets are blue,  
Sugar is sweet,  
And so are you.

I love you,  
You love me,  
We are a happy  
Family.

2. Draw a box of chocolates on the left of the poem.
3. Draw two doves on the right of the poem.
4. Draw three hearts somewhere on the card.
5. Draw a kiss on the stamp.
6. Who is the card for? Write the name after 'To:'.
7. Who is the card from? Write your name, or write 'Your secret admirer'.
8. Colour your card.
9. Cut out your card.
10. Give your card to somebody!

<p>.....</p> <p>.....</p> <p>.....</p> <p>.....</p>	 <p>To: .....</p> <p>From: .....</p>
---	---