

# Mimi's Wheel


3



by Carol Read






# Mimi's Wheel 3 Syllabus

Unit	Main vocabulary	Key language	Values	Culture
<b>Hello</b> 	Mummy, Daddy, Mimi, Dylan; Big Wheel; blue, green, orange, pink, red, yellow; numbers 1–6	[Hello, how are you?] I'm fine, thank you. [Where's number (one)?] It's on (red). I'm (sleepy). Hurry up. Here's your (hat). Goodbye.		
<b>School</b> 	colour, count, dance, draw, jump, paint, play, run, sing, think	[What do you do at school?] I (draw) at school. [Do you want to (colour)?] Yes, I do. / No, I don't. I want to (jump). I like/don't like (school). I'm (happy).	<b>Being kind:</b> help, play, share, sit down	<b>Go in and out the window:</b> go, shake hands, stand; partner, window
<b>The park</b> 	bench, flowers, grass, path, pond, roundabout, seesaw, slide, swing, trees	There's (a path). There are (trees). It's (windy). [Where's (Mummy)?] Under the (tree). On the (bench). Put your (rubbish) in the (bin). I put my rubbish in the bin.	<b>Looking after the environment:</b> bin, clean, park, rubbish	<b>Little Red Riding Hood:</b> cake, wolf
<b>Wild animals</b> 	crocodile, elephant, giraffe, hippo, lion, monkey, parrot, snake, tiger, zebra	[What's that?] It's a (snake). It's (black and white). It's got (big teeth). I'm a (crocodile). I'm hungry. I can help you! Thank you. (Five) little monkeys sitting in a tree. You can't catch me! Along comes Mr Crocodile.	<b>Saying 'thank you':</b> mouse; head, teeth	<b>Five little monkeys</b>





Unit	Main vocabulary	Key language	Values	Culture
<b>Daily routines</b> 	brush my hair/teeth, get dressed, get up, have a shower, have breakfast/lunch/dinner, wash my face/hands	I (get up). [Do you (wash your hands) (at school)?] Yes. / No. It's time to (get dressed). [What do you do at (home)?] I (have breakfast) at (home). This (bowl) is (small).	<b>Having a daily routine:</b> drink water, eat, learn, play, sleep	
<b>Meals</b> 	chicken, fish, pancake, pizza, rice, salad, soup, spaghetti, toast, yogurt	[What do you have for (dinner)?] I have (soup). [Do you want (pancakes)?] Yes, please. / No, thank you. I want/don't want (toast). I like/don't like (soup). (Mix) the pancake.	<b>Willingness to try food:</b> food, peas, tomatoes	<b>Mix a pancake:</b> pan, pancake; catch, cook, mix, toss
<b>Town</b> 	bookshop, cinema, museum, park, restaurant, shopping centre, supermarket, swimming pool, toy shop, zoo	[Do you want to (go to the zoo)?] Yes, please. / No, thank you. I want to (go to the museum). Let's (go to the shopping centre). Do you want to help? Yes, of course. The (man) pulls the (woman).	<b>Interest in learning:</b> ask questions, find out about my world, go to school, look at books, play games, talk to friends, watch films/TV	<b>The enormous carrot:</b> man, woman; pull

Unit	Main vocabulary	Key language
<b>Endmatter</b>	black, blue, brown, green, orange, pink, purple, red, white, yellow numbers 1–10 circle, diamond, rectangle, square, star, triangle hungry, thirsty, clean, dirty	It's (red). There are (three) (dogs). There's one (mouse). It's a (star). I'm (hungry). He's/She's/It's (old).
<b>Projects</b>	colours; numbers; <b>Project 1:</b> school activities <b>Project 2:</b> wild animals <b>Project 3:</b> places in a town	Our (chart) is (fantastic)! <b>Project 1:</b> [What do you do at school?] I (dance) at school. [How many people (dance)?] (Four). [Do you want to paint?] Yes. / No. I want to (play). <b>Project 2:</b> [What's that?] It's (a zebra). It's (black and white). It's got (a tail). I like the (giraffe). [Do you like the (crocodile)?] Yes. / No. <b>Project 3:</b> [Do you want to go to the (restaurant)?] [Do you like the (zoo)?] Yes. / No. I want to go to the (supermarket). I like the (park).
<b>Festivals</b>	World Book Day, animals, people, pictures, stories, words World Animal Day, elephant, gorilla, panda, polar bear, rhino, tiger World Environment Day, countryside, mountains, seaside, woods	I like books about (people). Save the (panda). I go to the (countryside).

