



4 Patch and Baby




Play with Patch




Unit 4 Patch and Baby

Extra worksheet 1

- Colour Mummy yellow. Then colour Daddy blue. Then colour Baby red.
- Fold along the dotted lines to make a booklet.
- Play the **Peek-a-boo song**,  track 36. Open the booklet to Mummy or Daddy as appropriate.

4 Patch and Baby




Play with Patch



Unit 4 Patch and Baby

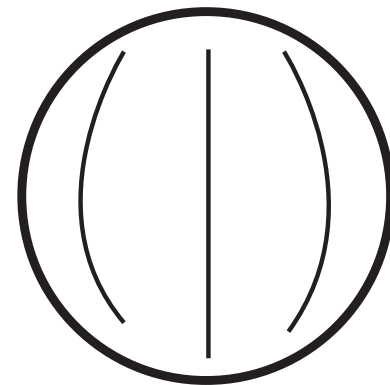


Extra worksheet 2

- Use red crayon to complete the mouths on sad Mummy, Daddy and Baby.
Then complete the mouths on happy Mummy, Dady and Baby.
- Point the happy Mummy, sad Baby etc. according to the teacher's prompts.
- Listen to the first three verses of **Daddy's in the house song**,  track 32 and point to Daddy, Mummy or Baby as appropriate.

4 Patch and Baby




Play with Patch




Unit 4 Patch and Baby

Extra worksheet 3

- Draw a line around the family members. Then colour them.
- Listen to the **Daddy's in the house song**,  track 32 and point to Daddy, Mummy or Baby as appropriate.

4 Patch and Baby




Play with Patch



Unit 4 Patch and Baby

Extra worksheet 4

- Tear up red tissue paper and stick on Baby's clothes to decorate them.
- Listen to the **Peek-a-boo song**,  track 36. Cover the baby with your hand and remove it everytime you hear '**Peek-a-boo!**'.