



# This is Happy Town.

1 Listen and read. 



**1** Look! There are lots of trees.

Yes. And houses. Let's go!

**2** Is that the school? Those are lovely flowers.

Where are we?

**3** I'm hungry and I'm tired!

Look, this is the campsite. Where's the tent?

WELCOME TO HAPPY TOWN!!

**4** Here it is!

Help!

**5** Where's Bertie?

I'm in the tent.



**2 Choose and circle.**

- 1 There are lots of trees in Happy Town.
- 2 Those flowers are horrible.
- 3 Denzil is in the tent.
- 4 Bertie is hungry.
- 5 The Happy Town girls and boys are at home.

- Yes     No
- Yes     No
- Yes     No
- Yes     No
- Yes     No


Do exercises on page 4 of your Activity Book.

This is Nora. These are my friends.  
 That's a tent. Those are big flowers.  
 What's that? It's a tent.  
 What are those? They're trees.  
 \_\_\_\_\_  
 That's = That is

That's Nora.  
 Those are my friends.

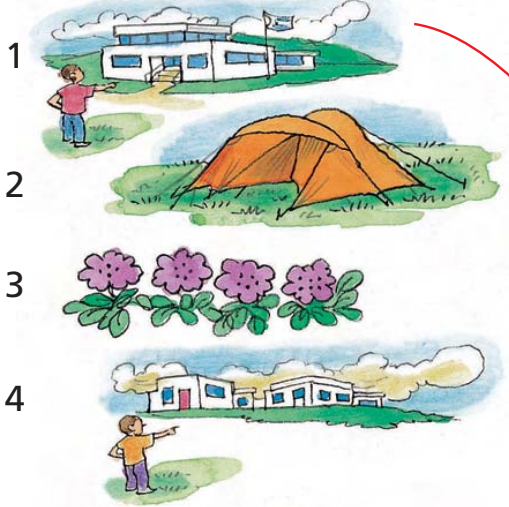


**3** Point, ask and answer.



**4** Match, choose and write.

This That These Those





- a ..... is a tent.
- b ..... are houses.
- c That ..... is a school.
- d ..... are flowers.

Who's he?	He's Bertie.
Who's she?	She's Alice.
Who are they?	They're Brill and Nora.
Where's he/she?	He/She's in the tent.
Where's the tent?	It's on the campsite.
Where are they?	They're at school.

---

Who's = Who is  
Where's = Where is

**5 Point, ask and answer.**



**6 Match.**

- |                              |                         |
|------------------------------|-------------------------|
| 1 Where's the tent?          | a He's in the tent.     |
| 2 Where's Jason?             | b It's on the campsite. |
| 3 Where's Pete?              | c It's in Happy Town.   |
| 4 Where are Clare and David? | d He's in the tree.     |
| 5 Where's the campsite?      | e They're in the shop.  |

 Do exercises on page 6 of your Activity Book.



UNIT 1

7 Sing. 

This is a very nice place  
 Happy Town, Happy Town.  
 These are flowers,  
 These are trees,  
 Those are girls and boys.  
 There are lots of lovely things  
 In Happy Town, in Happy Town.  
 Let's stay here  
 And make some friends  
 In Happy, Happy Town.



8 Listen and find the stickers. 



9 Listen again. Then write There's/There are. 

In picture A *there's* ..... a campsite. .... two tents and two tall trees next to the river. .... three boys on the campsite.  
 In picture B ..... a town. .... a school in the town and ..... two shops. .... three girls.  
 They're happy.

# Adventure Notebook

## 10 Read.

Hello! My name is Steve. I am wearing a red jumper. Can you see me? I am from England. I am English. This is my school and these are my friends. They are English, too. England is in Great Britain. Look at the British flag. It is the Union Jack. The British flag is red, white and blue.



My name is Lucy and this is my sister Carry. We are from America. My T-shirt has got pink and white stripes. Look at the American flag. It has got red and white stripes! There are thirteen stripes and fifty stars on the flag.



## 11 Choose and write.

At school. England. ~~Lucy~~. Red and white.

- 1 Who is from America? Lucy.....
- 2 Where is Steve from? .....
- 3 What colour are the stripes on the American flag? .....
- 4 Where are Steve and his friends? .....



Do exercises on page 8 of your Activity Book.